

Swift Lessons

First Repertoire

Easy Songs for Building Confidence!

ENJOY EACH LESSON
WITH HD INSTRUCTIONAL
STREAMING VIDEOS



Table of Contents

Songs and Study Resources

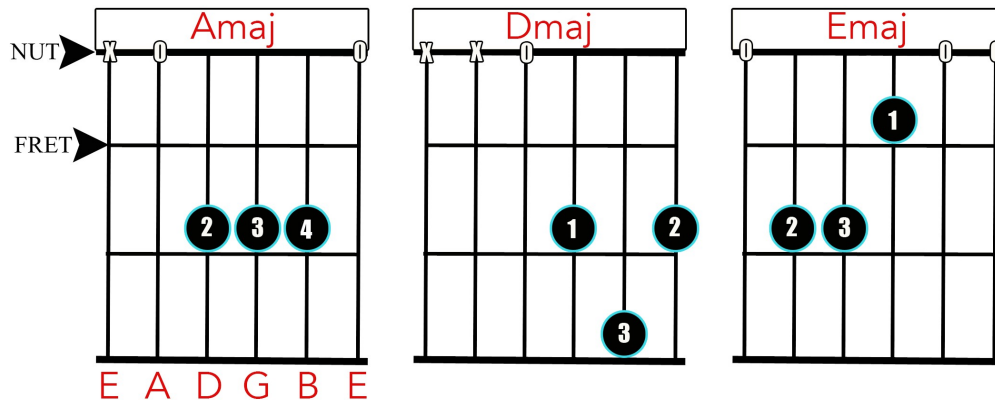
Beginner Chords	3
"Hound Dog" By Elvis Presley	4
"Three Little Birds" By Bob Marley	5
Essential Major & Minor Chords.....	6
"You Ain't Goin' Nowhere" By Bob Dylan	7
"Last Kiss" Wayne Cochrane/Pearl Jam	8
"Stand By Me" By Ben E. King	9
"Brown Eyed Girl" By Van Morrison	10
"Let It Be" By the Beatles	11
"If Not For You" By George Harrison	13
"Hallelujah" By Leonard Cohen	14

First Chords

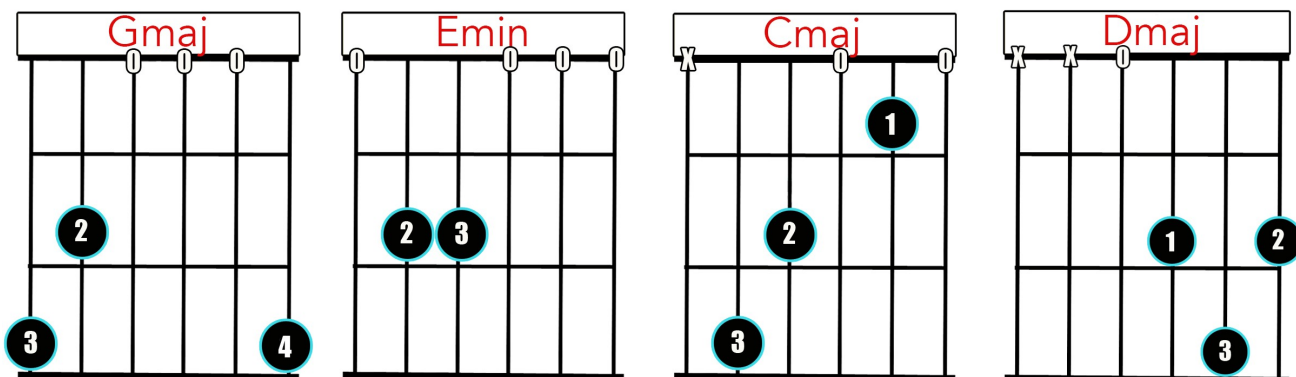


Reading Chord Diagrams

The 1.4.5 Progression | Key of A Major



Lesson 2: The 1.6.4.5 Progression | Key of G Major



Reading Chord Diagrams:

- Vertical lines represent strings E, A, D, G, B, E from left to right.
- Horizontal lines represent frets, with your nut at the top of the diagram.
- Numbers represent fingertips: 1 = Index, 2 = Middle, 3 = Ring, 4 = Pinky
- 0's indicate a string is to be played open.
- X's indicate a string is not to be played.

“Hound Dog”

By **Leiber and Stoller**



Chord Progression: A (16) D (8) A (8) E (4) D (4) A (8):

Strumming: Swinging 8th note strums, down & up.

1 & 2 & 3 & 4 &



Verse 1

A
You ain't nothing but a hound dog... Crying all the time

D A
You ain't nothing but a hound dog ...Crying all the time

E D
Well, you ain't never caught a rabbit and you ain't no

A
friend of mine!

Verse 2

A
They said you was high-classed... but that was just a lie...

D
They said you was high-classed

A
but that was just a lie...

E
Well, you ain't never caught a rabbit

D A
and you ain't no friend of mine!

VIDEO



“Three Little Birds” By Bob Marley



Chorus Progression: A (8) D (4) A (4) 2x

Verse Progression: A (4) E (4) A (4) D (4) | A (4) E (4) D (4) A (4)

Use quarter note strums or ska rhythm (*see video*)

Chorus

A	D	A
Don't worry, about a thing, cause' every little thing, gonna be alright		
(A)	D	A
Singin' don't worry, about a thing, cause' every little thing, gonna be alright		

Verse

(A)	E
Rise up this mornin'... Smile with the rising sun	
A	D
three little birds perch by my doorstep	
(A)	E
Singin' sweet songs... of melodys pure and true	
D	A
sayin', this my message to you-oo-oo	

Chorus

A	D	A
Don't worry, about a thing, cause' every little thing, gonna be alright		
(A)	D	A
Singin' don't worry, about a thing, cause' every little thing, gonna be alright		

Verse Repeats

Chorus Repeats 2x

Chorus (Fade out)

VIDEO

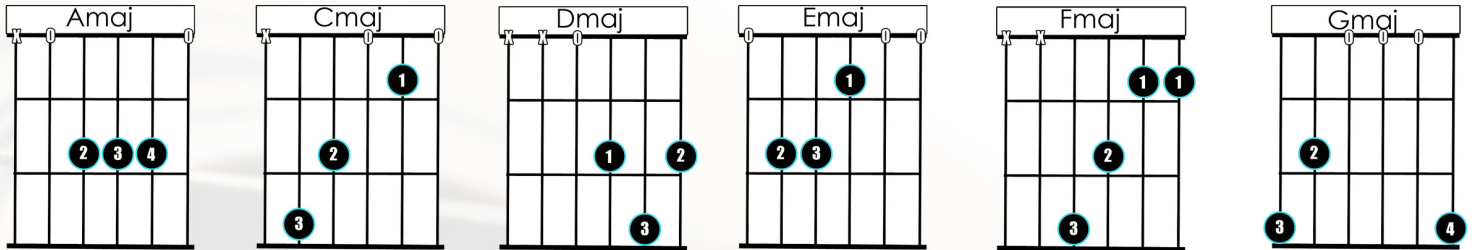


Swift Guitar Lessons

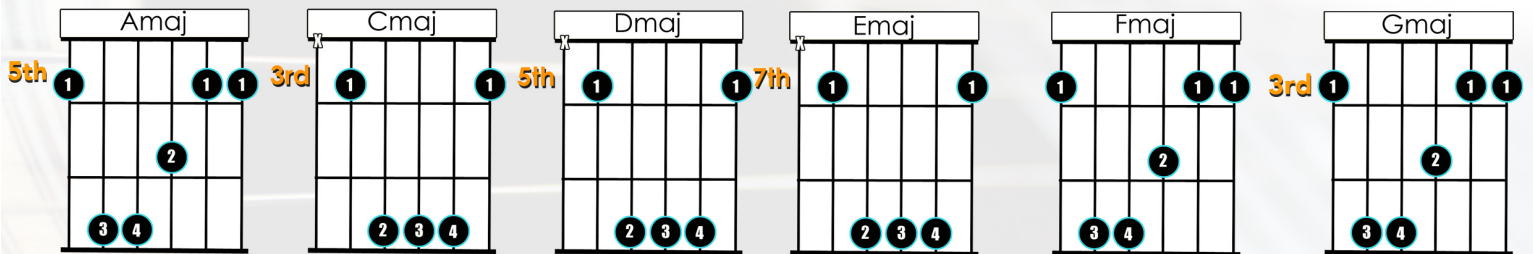
Common Chord Shapes & Barred Versions



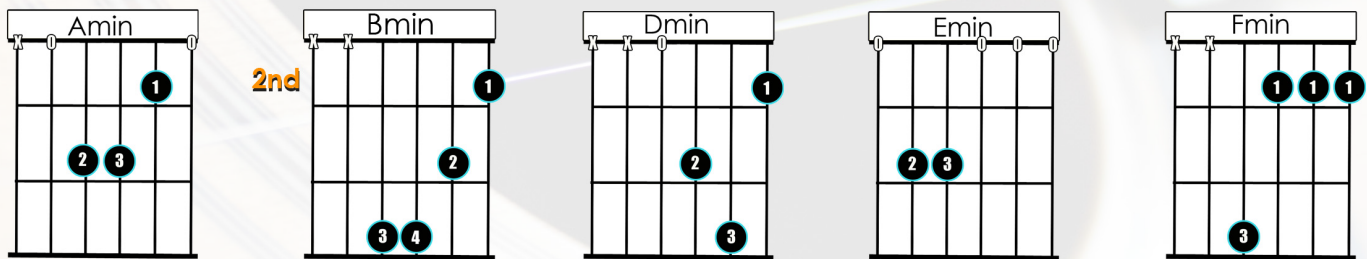
OPEN POSITION MAJORS



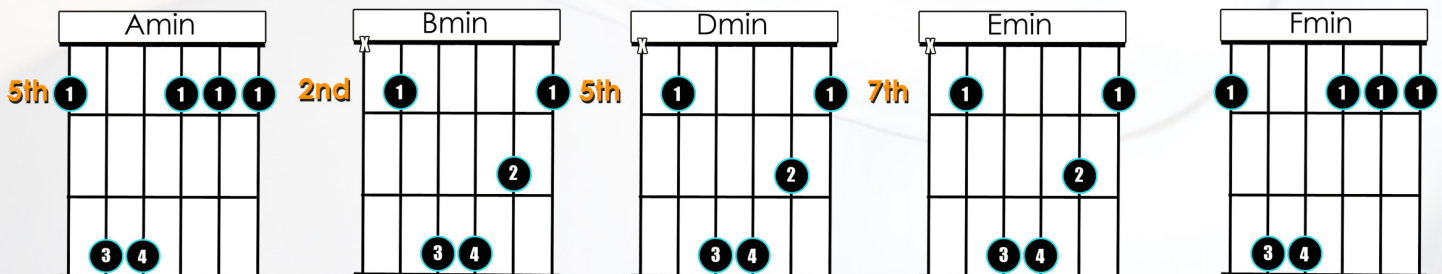
COMMON BAR POSITION



OPEN POSITION MINORS



COMMON BAR POSITION



“You Ain’t Goin’ Nowhere

By **Bob Dylan**



Chord Progression: G (4) Am (4) C (4) G (4):

Use the “Pop” Strumming Pattern: **1 & 2 & 3 & 4 &**



Verse 1 G Am C G
Clouds so swift, rain won't lift, gate won't close, railings froze...
 Am C G
Get your mind off wintertime, cuz, you ain't goin' nowhere.

Chorus G Am C G
Who-ee! Ride me high... tomorrow's the day my bride's gonna come
G Am C G
Oh, oh, are we gonna fly...down in the easy chair!

Verse 2 I don't care how many letters they sent
the morning came, the morning went
Pack up your money and pick up your tent
You ain't goin' nowhere

Chorus Repeat

Verse 3 Buy me a flute and a gun that shoots
Tailgates and substitutes
Strap yourself to a tree with roots
You ain't goin' nowhere.

Chorus Repeat

Verse 4 Genghis Khan...he could not keep
All his kings supplied with sleep
We'll climb that mountain, no matter how steep
When we get up to it

Chorus Repeat

VIDEO



“Last Kiss”

By Wayne Cochran, as done by Pearl Jam

Chord Progression: G (4) Em (4) C (4) D (4):

Use the “Pop” Strumming Pattern: **1 & 2 & 3 & 4 &**
↓ ↓ ↑ ↑ ↓ ↑

VIDEO



Chorus

G Em
Oh Where oh where can my baby be
C D
the lord took her away from me
G Em
She's gone to heaven so I've got to be good
C D G /// | ///
So I can see my baby when I leave this world.

Verse 1

G Em
We were out on a date in my daddy's car,
C D
We hadn't driven very far.
G Em
There in the road straight ahead,
C D
A car was stalled, the engine was dead.
G Em
I couldn't stop, so I swerved to the right,
C D
I'll never forget the sound that night.
G Em
The screaming tires, the busting glass,
C D G
The painful scream that I heard last.

Chorus Repeats

Verse 2 When I woke up, the rain was falling down, there were people standing all around.
Something warm flowing through my eyes, but somehow I found my baby that night.
I lifted her head, she looked at me and said "Hold me darling just a little while!"
I held her close, I kissed her our last kiss, I found the love that I knew I had missed.
Well now she's gone even though I hold her tight, I lost my love, my life that night.

Chorus Repeats

“Stand By Me” **By Ben E. King**



Chord Progression: G (8) Em (8) C (4) D (4) G (8):

Capo on fret 2 for original key of A.

Use the “R&B” Strumming Pattern: **1 & 2 & 3 & 4 &** * indicates a slap of the strings.
↓ * ↓ *

Verse 1

G Em
When the night has come and the land is dark
C D G
and the moon is the only light to see
G Em
No I won't be afraid No I... won't be afraid
C D G
Just as long as you stand...stand by me

Chorus

G
So darling, darling stand... by me
Em
Oh Oh, stand by me
C D G
Oh stand, stand by me, stand by me

Verse 2

If the sky that we look upon should tumble and fall...
and the mountains...should crumble to the sea
I won't cry...I won't cry, No I won't shed a tear
Just as long as you stand...stand by me

Chorus Repeats

Whenever you're in trouble won't you stand by me
Oh now, now stand by me...oh stand by me stand by me

VIDEO



“Brown Eyed Girl” By Van Morrison



Main Chord Progression: G (4) C (4) G (4) D (4):

Use the “Pop” Strumming Pattern: **1 & 2 & 3 & 4 &**

↓ ↓ ↑ ↑ ↓ ↑

Verse 1

G /// C /// G /// D /// G C G D
Hey, where did we go days when the rain came? Down in the hollow playing a new game...
G C G D
Laughing, and a running, hey, hey, skipping and a jumping...
G C G D C /// D7 /// G /// Em ///
in the misty morning fog, with our hearts a thumpin' and you... my brown eyed girl
C D7 G
You are my... brown-eyed girl.

Verse 2

Whatever happened to Tuesday and so slow?
Going down to the old mine with a transistor radio
Standing in the sunlight laughing, hiding behind a rainbow's wall
Slipping and a sliding all along the waterfall with you, my brown eyed girl
You are... my brown eyed girl.

Bridge

D D7
Do you remember when we used to sing

Chorus

G C G D7
Sha la la la la la la la... la te da (Just like that)
G C G D7 G
Sha la la la la la la la... la te da (la te da)

Verse 3

So hard to find my way...now that I'm on my own.
I saw you just the other day, my, how you have grown.
Cast my memory back there, lord, sometimes I'm caught up thinkin' bout..
making love in the green grass...behind the stadium with you...my brown eyed girl.
You are my...brown eyed girl.

Bridge

Chorus

VIDEO



“Let It Be” By The Beatles



Verse: **G // D // Em // C // G // D // C // G //**

Chorus: **Em // D // C // G // G // D // C // G //**

Capo on fret 5 for original key of Cmaj.

Strum Pattern

1 & 2 & a



G D Em C

When I find myself in times of trouble, Mother Mary comes to me,

G D C *(optional riff, see next page)* G

Speaking words of wisdom, let it be.

G D Em C

And in my hour of darkness, She is standing right in front of me,

G D C *(riff)* G

Speaking words of wisdom, let it be.

Chorus

Em D C G (G) D C G

Let it be, let it be, let it be, let it be. **Whisper words of wisdom, let it be.**

G D Em C

And when the broken hearted people living in the world agree,

G D C *(riff)* G

There will be an answer, let it be.

G D Em C

But though there may be parting, There is still a chance that they will see,

G D C *(riff)* G

There will be an answer, let it be.

Chorus 2x (optional, extended riff 2x see next page)

G D Em C

And when the night is cloudy, There is still a light that shines on me,

G D C *(riff)* G

Shine until tomorrow, let it be.

I wake up to the sound of music, Mother Mary comes to me,

Speaking words of wisdom, let it be.

Chorus 3x

Extended walk-down riff, see next page.

VIDEO



“Let It Be” *The Beatles PG 2-2*



Gospel Style Walk-Down:

Now that you have committed the “Let it Be” chord changes and strumming pattern to memory, let’s add in the element of Paul’s gospel style walk-downs. First, let’s learn the transition performed between chords Cmaj and Gmaj, at the conclusion of each verse. This should be played after singing the lyrics “Let it Be.”

	Cmaj	Gmaj
E	0	3
B	1	0
G	0	0
D	2	0
A	3 2 0	2
E		3

Extended Walk-Down:

The final, extended transition ties together the chord progression C, G, D, C, G. This should be performed at the end of each chorus, not including those that are performed back to back. Review your chord sheet to locate each place where you will play this transition.

	C	G	D	C	G
E	0	3	2	0	3
B	1	0	3	1	0
G	0	0	2	0	0
D	2	0	0	2	0
A	3 2 0	2		3	2
E		3 1 0			3

If Not for You



By Bob Dylan, as done by George Harrison

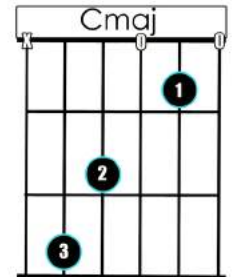
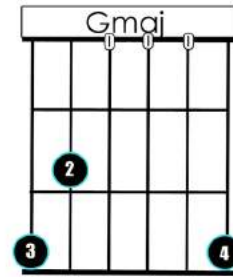
Verse Progression: G /// D / C /// 3x Am /// | ///

Chorus Progression: C /// G /// D7 /// G /// | C /// G /// A7 ///

Chorus Walkdown: D /// C /// Bm /// D ///

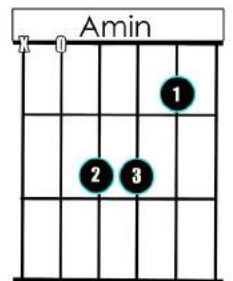
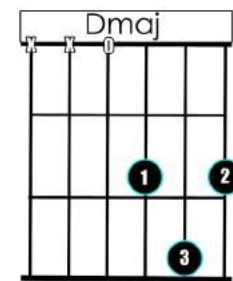
Intro: (Play verse progression once through)

G D C G D C
If not for you, I couldn't even find the door
G D C Am
I couldn't even see the floor; I'd be sad and blue,
G D C G D C
if not for you



Verse 2:

G D C G D C
If not for you, the night would see me wide awake
G D C Am
The day would surely have to break it would not be new,
G D C G D C
if not for you

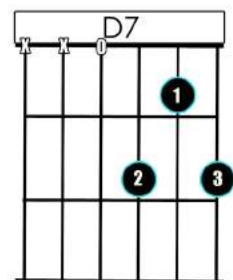
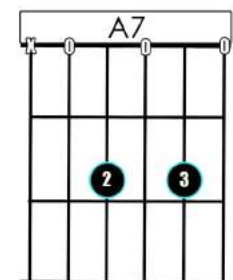


Chorus:

C G
If not for you my sky would fall,
D7 G
rain would gather too.
C G A7 D (Walk - D, C, Bm, D)
without your love I'd be no-where at all, I'd be lost, if not for you

Verse 3:

G D C G D C
If not for you, the winter would hold no spring
G D C Am
Couldn't hear a robin sing; I just wouldn't have a clue
G
if not for you



Harmonica Solo - (Play verse progression 3x through)

Chorus Repeat

Verse 3 Repeat



“Hallelujah” By Leonard Cohen Pg 1-2



Verse Progression 1: C, Am, C, Am, F, G, C, G

Verse Progression 2: C, F, G, Am, F,G, E, Am

Chorus Progression: F, Am, F, C, G, C, Am, C, Am

Strumming: Finger pick or quarter note strums in 6/8 time (See video)

Verse 1

C Am C Am
I've heard there was a secret chord, that David played and it pleased the lord
F G C G
But you don't really care for music, do ya
C F G Am F
It goes like this, the forth the fifth, the minor fall, the major lift
G E Am
The baffled king composing hallelujah

Chorus

F Am F C G C Am C Am
Hallelujah, Hallelujah, Hallelujah, Hallelu.... jah

Verse 2

C Am C Am
Your faith was strong but you needed proof. You saw her bathing on the roof
F G C G
Her beauty and the moonlight overthrew you.
C F G Am F
She tied you to her kitchen chair, she broke your thrown and she cut your hair
G E Am
and from you lips she drew the hallelujah

Chorus

F Am F C G C Am C Am
Hallelujah, Hallelujah, Hallelujah, Hallelu.... jah

VIDEO



“Hallelujah” By Leonard Cohen Pg 2-2



Verse Progression 1: C, Am, C, Am, F, G, C, G

Verse Progression 2: C, F, G, Am, F,G, E, Am

Chorus Progression: F, Am, F, C, G, C, Am, C, Am

Strumming: Finger pick or quarter note strums in 6/8 time (See video)

Verse 3 C Am C Am
Baby I've been here before, I've seen this room and I've walked this floor
 F G C G
I used to live alone before I knew ya
 C F G Am F
and I've seen your flag on the marble arch and love is not a victory march
 G E Am
It's a cold and it's a broken hallelujah

Chorus F Am F C G C Am C Am
Hallelujah, Hallelujah, Hallelujah, Hallelu.... jah

Verse 4 C Am C Am
Maybe there's a god above, but all I've ever learned from love
 F G C G
was how to shoot somebody who outdrew ya
 C F G Am F
It's not a cry that you hear at night, it's not somebody who's seen the light
 G E Am
It's a cold and it's a broken hallelujah

Chorus F Am F C G C
Hallelujah, Hallelujah, Hallelujah, Hallelu.... jah

Note: There are many versions of this song, with different verses.
Not all have been included in this chord sheet.