

# Con Clavi Con Dio

(all songs, tune down 1 step: D G C F A D)

gtr. 1

5 r 7 0 7 0 | X3 | 5 r 7 7 7 r 5 6

gtr. 2

1 r 0 0 1 r 0 0 | X3 | 1 r 3 3 3 r 2

end (both)

3 6  
1 4

# Ritual

11		11		13		10		10
10		10		10		10		10
12	12 12	12	12 12	12	12	12	12 12	12 12
B♭M						Dm		

10		11		11		13		10
10		10		10		10		10
12	12	12	12 12	12	12 12	12	12	12 12 12
B♭M						Dm		

## ending 1

10		10		8		8		8
10		10		9		9		9
12	12 12	12 12	12	10	10 10	10 10	10	10 10
CM								

8		8		8		10		10		10		10
7		7		7		10		10		10		10
9	9 9	9	9 9	9	9	12	12 12	12	12 12	12	12	12 12
G♯M						Dm						

## ending 2

	10	10		10		8		8		8		6
	9	9		9		9		9		9		7
12	12	11	11	11	11	10	10 10	10	10 10	10	10	8
AM				CM								B♭M

# Ritual, continued...

Verse:

1 0 0 0<sup>2</sup> 0 0 0 0 0 0 5 6 7 0 3 6

	ending 1	ending 2
1 0 <u>0</u> <u>0</u> <sup>2</sup> <u>0 0</u> <u>0</u> <sup>2</sup> <u>0 0 0 0</u>	<u>3</u> <u>0</u> 3 3	1 <u>0</u> 11

ending 3

5 0 5 5

Bridge:

2 2 2 2 2 1 4 | 5 5 5 5 5 1 7 | 8 8 8 8 8 1 7

5 5 5 5 5 1 3

# Elizabeth

gtr 1:

10 8 / 8 8 / 8 8

8 / 14 15 / 14 15 / 17

0 6 / 12 00 13 / 12 00 13 / 15

17 / 13

00 15 / 11 00 7 8 00 7 6 00 6 9 6 0 6

3 4 3

8 / 14 15 / 14

00 6 / 12 00 13 / 12 00

14 / 16 16 / 13

12 / 14 00 14 / 11

# Elizabeth, continued...

gtr 2:

3  
1

oo 3/9 oo 10/9 oo 10/12

oo 12/9 10/6 oo 7 oo 7 oo 6 oo 6 9 6 0 6

3 4 3 oo 3/9 oo 10/9 oo 10/12

oo 12/10 9/6 oo

# Elizabeth, continued...

verse:

$\frac{6}{4}$  4 4 4 4 4 6 5 7 |  $\frac{6}{4}$  4 4 4 4 4 4

4 6 3 5 |  $\frac{6}{4}$  4 4 4 4 4 6 5 7

$\frac{6}{4}$  4 4 6 3 5 |  $\frac{8}{6}$  6 6 6 6 6 6 6 7



$\frac{8}{6}$  6 6 7 0 8 |  $\frac{6}{4}$  4 4 4 4 4 6 5 7

$\frac{6}{4}$  4 4 4 4 4 4 4 6 3 5

Elizabeth, continued...


chorus:  
C<sup>m</sup> | A<sup>b</sup>M | D<sup>M</sup> | G<sup>M</sup>

C<sup>m</sup> | A<sup>b</sup>M | E<sup>b</sup>M | G<sup>M</sup> F<sup>5</sup>



# Stand by Him

gtr 1:

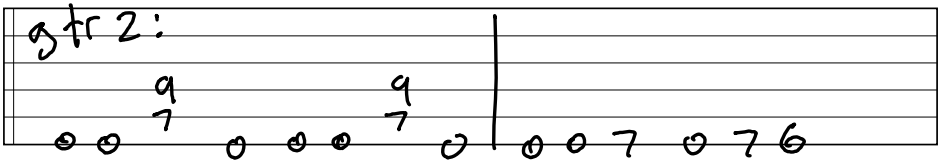


12 12 / 9 | 9 9 / 7

0 0 10 0 10 / 7 | 0 0 7 0 7 / 5

Detailed description: This block contains the first guitar part. It is written on a six-line staff. The first measure contains the numbers 12, 12, a slash, and 9. The second measure contains 9, 9, a slash, and 7. The third measure contains 0, 0, 10, 0, 10, a slash, and 7. The fourth measure contains 0, 0, 7, 0, 7, a slash, and 5. There are small circles below the numbers 0, 10, 7, and 5, representing fretted notes.

gtr 2:

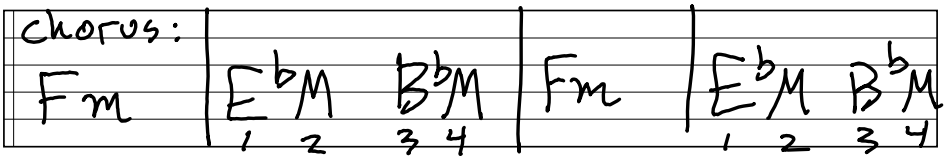


9 9 | 0 0 0 7 0

0 0 7 0 0 0 7 0 | 0 0 7 0 7 6

Detailed description: This block contains the second guitar part. It is written on a six-line staff. The first measure contains 9, 9. The second measure contains 0, 0, 0, 7, 0. The third measure contains 0, 0, 7, 0, 0, 0, 7, 0. The fourth measure contains 0, 0, 7, 0, 7, 6. There are small circles below the numbers 0, 7, 0, 7, 0, 7, 0, and 6, representing fretted notes.

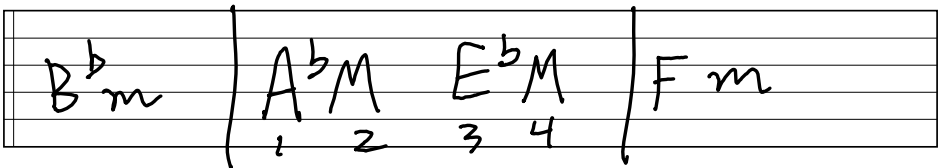
Chorus:



Fm | E<sup>b</sup>M B<sup>b</sup>M | Fm | E<sup>b</sup>M B<sup>b</sup>M

1 2 3 4 | 1 2 3 4

Detailed description: This block shows the chorus chord progression. It is written on a six-line staff. The first measure is Fm. The second measure is E<sup>b</sup>M B<sup>b</sup>M. The third measure is Fm. The fourth measure is E<sup>b</sup>M B<sup>b</sup>M. Below the chords are the fingerings: 1 2 3 4 for the first two measures and 1 2 3 4 for the last two measures.



B<sup>b</sup>m | A<sup>b</sup>M E<sup>b</sup>M | Fm

1 2 3 4

Detailed description: This block continues the chorus chord progression. It is written on a six-line staff. The first measure is B<sup>b</sup>m. The second measure is A<sup>b</sup>M E<sup>b</sup>M. The third measure is Fm. Below the chords are the fingerings: 1 2 3 4.



E<sup>b</sup>M B<sup>b</sup>M

1 2 3 4

Detailed description: This block continues the chorus chord progression. It is written on a six-line staff. The first measure is E<sup>b</sup>M B<sup>b</sup>M. Below the chords are the fingerings: 1 2 3 4.



# Safar Fayer

gtr. 1:

00000 7 6    0 7 8    0 3 4    | 00000

6 8 7    8 11 12 11    12    9 10 9

gtr. 2:

00000                    9 8                    7 9 10                    7 10 11 8

7                    |                    7 7 7 7 10 9                    6 7

0 3 4    |    0

# Satan Prayer, continued...

gtr 1: Verse 2

R	R	R	R	R	R	R	R
0	6	0	0	0	6	0	0
Em	E <sup>b</sup> M	Em	Em	Em	E <sup>b</sup> M	Em	Em

gtr 2

R	3	R	R	R	3	R	R
0	3	0	0	0	3	0	0

chorus:

14	13	12	11	10	9
14	14	12	12	10	10
(0)	(0)	(0)	(0)	(0)	(0)

9			
9			


# Death Knell

gtr 1:

3 2 2    3 2 2    3(2) 7    8  
1 0 0    1 0 0    1 6    6

gtr 2:

1 0 <7>    1 0 <7>    1 0 <7>    8  
6

gtr 1: bridge

3 6 3    2 0 2 2 0 2 0 3 3 3    2 2 2 6    6 6 6  
1 4 1    0 0 0 0 0 0 1 1 1    0 0 0 4    4 4 4

gtr 2:

6 6 3 6 3    3 6 3    2 7 7 10 9 8    3 3 3  
4 4 1 4 1    1 4 1    0 7 7 10 9 8    1 1 1

2 6 6 9 8 7    3 6 3  
0 6 6 9 8 7    1 4 1



# Prime @ Mover, continued.

gtr. 1: verse 2

1	2	3	0	2	5	with groove pattern
---	---	---	---	---	---	---------------------

gtr. 2:

1	3	2	1	2
---	---	---	---	---

gtr 1 only

1112	1112	111210	2	2
------	------	--------	---	---



# Genesis

4 2 0 5/4 2 (X4) | 0 4 5 (X8)

4 2 0 5/4 2 (X4) | 0 4 5 (X8)

4 2 0 5/4 2 (X4) | 0 2 3 (X8)

0 0 2 (X8) | 2 1 2 (X8) | 0 0 2 (X8)

2 1 2 (X4) | 4 3 0 (X4)