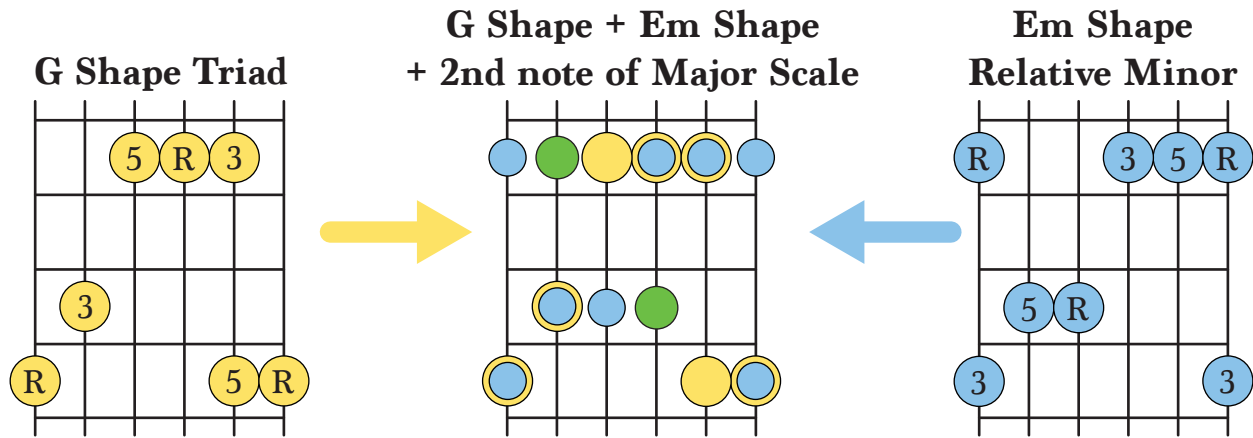


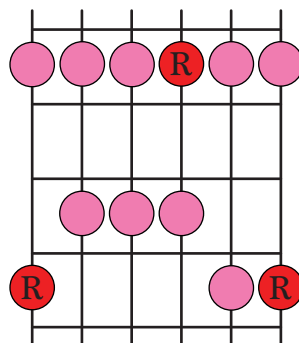
### G Shape

The G Shape is usually the first pentatonic scale shape that a guitar player learns, so for this lesson, we'll work backwards from this diagram, unpacking as we go along.

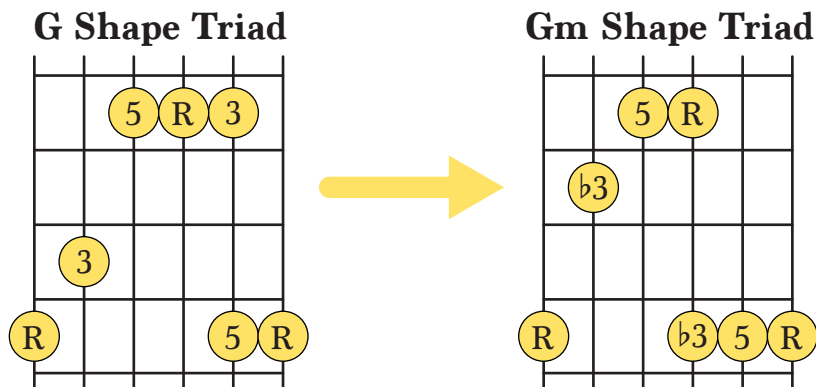


### G Shape Pentatonic Scale

The G Shape Pentatonic Scale has one thing in common with the C Shape Pentatonic scale in that it's relative major and minor SHAPE names are it's actual relative major and minor chords. In other words, the G Shape's relative minor SHAPE is the E Minor Shape. In music theory, G Major and E Minor are also relative.



In the previous lesson, we already discussed how the G Major Shape triad can be converted to the G Minor shape, so this diagram will be a quick review of the G Minor shape, as discussed in Lesson 03 | A Shape.



### G Shape

In Lesson 03 | A Shape, we talked about defining the minor CAGED shapes by the boundaries of the Pentatonic Shape. We'll do the same for the E Minor shape here, but I'll show my work so you can see how I got there.

**E Shape bar chord**

**E Shape with nearby 3rd revealed**

**Em Shape all nearby 3rds**

**Em Shape with extra 3rd removed**

From left to right, you can see the progression from the classic E Shape bar chord to the Em Shape that perfectly overlays on top of the G Major Shape, shown below with the actual notes of each chord.

<b>G Major Scale:</b>	<b>G</b>	<b>A</b>	<b>B</b>	<b>C</b>	<b>D</b>	<b>E</b>	<b>F#</b>	<b>G</b>
<b>G Major Triad:</b>	<b>G</b>		<b>B</b>		<b>D</b>			<b>G</b>
<b>E Minor Triad:</b>	<b>G</b>		<b>B</b>			<b>E</b>		<b>G</b>
<b>G Penta Scale:</b>	<b>G</b>	<b>A</b>	<b>B</b>		<b>D</b>	<b>E</b>		<b>G</b>

**G Major Triad**

**E Minor Triad**

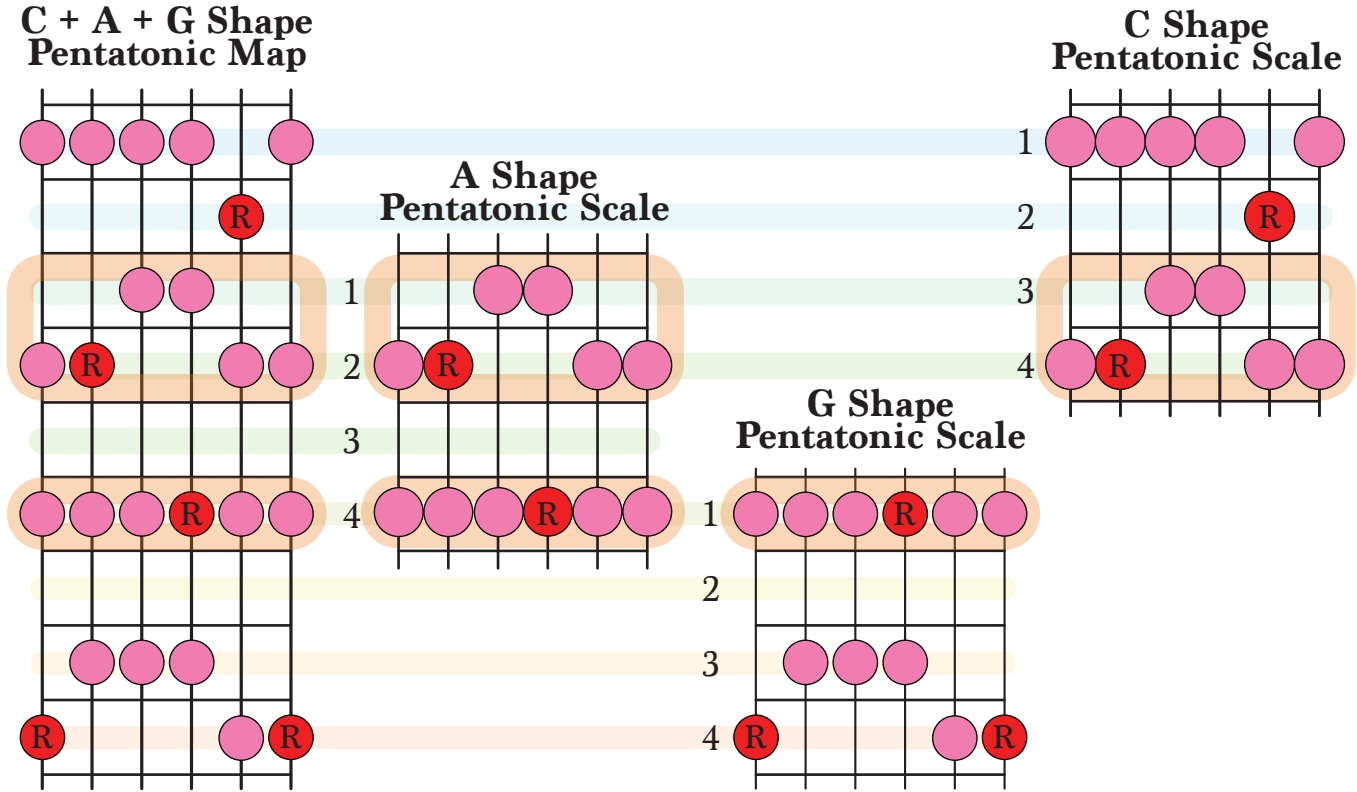
**G Maj + Em Combo**

**G Penta Scale**

From left to right, you can see the progression from the classic E Shape bar chord to the Em Shape that perfectly overlays on top of the G Major Shape, shown below with the actual notes of each chord.

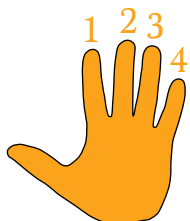
### G Shape

Our pentatonic map is getting bigger! Below I've shown how the C, A, and G Shape Pentatonic shapes all fit together.



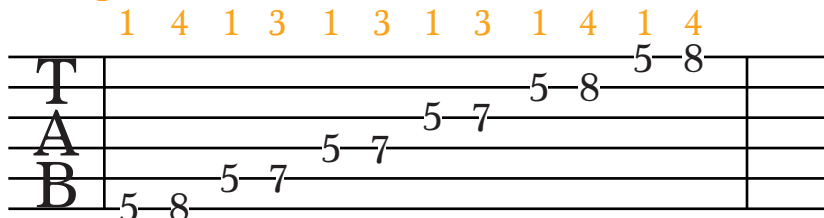
You've already had some experience navigating the relationship between the C and A Shape in the previous Pentatonic Pit Stop, now it's time to get familiar with the G Shape Pentatonic scale. This will help prepare you for the homework ahead, as well as the Practice section and the following Pentatonic Pit Stop, where we'll focus on all three CAGED Pentatonic shapes we've covered so far.

### G Shape Pentatonic Scale in C Major



fretting hand

Instead of starting and ending on the Major Root note, I've tabbed every possible note in this position. Get comfortable with the fingering.



### G Shape Pentatonic Scale

