

# Chord Bible

By Shredmaster Scott

## CAGED System Chords

	C	A	G	E	D
	0 1 0 2 3	0 2 2 2 0	3 3 0 0 2 3	0 0 1 2 2 0	2 3 2 0

## Barre Chords

	C	A	G	E	D
	3 5 5 5 3	5 5 6 7 5	3 3 4 5 5 3	7 9 9 9 7	5 7 7 7 5

	Cm	Am	Gm	Em	Dm
	3 4 5 5 3	5 5 7 7 5	3 3 3 5 3	7 9 9 7	5 6 7 7 5

	Am	Em	Dm	Gm	Bm
	0 1 2 2 0	0 0 2 2 0	1 3 2 0	3 3 0 0 1 3	2 3 4 4 2

Power Chords

<b>A5</b> xxx	<b>Asus2</b> xxx	<b>C5/G</b> xxx	<b>D/F#</b> xxxx	<b>E5</b> o xxx
TAB 7 7 5	9 7 5	5 3 3	5 2	2 2 0

<b>D5/A</b> xooxxx	<b>Esus2</b> o xxx	<b>Asus2</b> xo xx	<b>C5</b> x xx	<b>F5</b> xx x
TAB 0 0	4 2 0	4 2 0	5 5 3	6 5 3

<b>G5</b> xx x	<b>G#sus4</b>	<b>Bsus2</b> x xx	<b>E5</b> o xoo	<b>D5/A</b> xx	<b>F5/C</b> x xx
TAB 8 7 5	4 4 6 6 4 4	6 4 2	0 0 x 2 2 0	7 7 5 5	6 5 3 3

Neoclassical Voicings

<b>Am/C</b> x x x	<b>Dm</b> x x x	<b>E/B</b> x x x	<b>Am/E</b> x x x	<b>Dm/F</b> x x x
TAB 5 7 3	6 7 5	5 6 2	10 10 7	10 12 8

E Am Dm/A E/G# Am

7 12 12 11

TAB 9 13 15 12

A 9 14 15 14

B 7 12 12 11

2 3 5

Am Dm/A Am E/G# Am Am/C Dm Am/C E/B Am/C

5 5 5 4 5 8 10 8 7 8

TAB 5 7 5 4 5 9 10 9 9 9

A 7 8 7 7 7 12 12 12 11 12

B 5 5 5 4 5 8 10 8 7 8

Am/E Dm/F Am/E E Am/E Am/E Dm/F Am/E E Am/E

12 13 12 12 12 3 3 3 3 3

TAB 14 14 14 13 14 5 5 5 4 5

A 15 17 15 14 15 5 7 5 4 5

B 12 13 12 12 12 2 3 2 2 2

Am Dm/A Am E/G# Am Am/C Dm Am/C E/B Am/C

7 7 7 6 7 10 12 10 9 10

TAB 8 10 8 7 8 12 13 12 12 12

A 9 10 9 9 9 14 14 14 13 14

B 7 7 7 6 7 10 12 10 9 10

Am/E      Dm/F      Am/E      E      Am/E

14      15      14      14      14

TAB: 17 17 17 16 17  
17 17 17 16 17  
14 15 14 14 14

A Ionian Chords

A      D/A      E/A      A      D/A      E/A      A      D/A      E/A      A

0      0      4      5      7      9      9      10      10      12      14

TAB: 0 0 0 0 0 0 0 0 0 0 0  
2 3 5 5 7 9 9 10 10 12 14  
2 2 4 6 7 9 9 11 11 13 14  
0 0 0 0 0 0 0 0 0 0 0

A Dorian Chords

Am      D/A      Am      D/A      Am      D/A      Am      D/A

0      0      5      7      9      10      13      14

TAB: 0 0 5 7 9 10 13 14  
1 3 5 7 9 10 13 15  
2 2 4 7 10 11 14 16  
0 0 0 0 0 0 0 0

A Phrygian Chords

Am      Bb/A      Am      Bb/A      Am      Bb/A      Am      Bb/A

0      0      5      6      9      10      13      15

TAB: 0 0 5 6 9 10 13 15  
1 3 5 6 9 10 13 15  
2 3 3 8 10 12 14 15  
0 0 0 0 0 0 0 0

A Lydian Chords

A
B/A
A
B/A
A
B/A
A
B/A

Treble clef staff: Notes for A Lydian (A, B, C#, D, E, F#).  
 TAB: 0 2 2 2 0 | 0 4 4 4 0 | 0 5 6 7 0 | 0 7 8 9 0 | 0 10 9 11 0 | 0 12 11 13 0 | 0 14 14 14 0 | 0 16 16 16 0

A Mixolydian Chords

A
G/A
A
G/A
A
G/A
A
G/A

Treble clef staff: Notes for A Mixolydian (A, B, C, D, E, F, G).  
 TAB: 0 2 2 2 0 | 0 3 4 5 0 | 0 5 6 7 0 | 0 8 7 9 0 | 0 10 9 11 0 | 0 12 12 12 0 | 0 14 14 14 0 | 0 15 16 17 0

A Aeolian Chords

Am
Dm/A
Em/A
Am
Dm/A
Em/A
Am
Dm/A
Em/A
Am

Treble clef staff: Notes for A Aeolian (A, B, C, D, E, F, G, A).  
 TAB: 0 1 2 2 0 | 0 3 3 3 0 | 0 5 4 5 0 | 0 5 5 7 0 | 0 6 7 7 0 | 0 8 9 9 0 | 0 9 10 10 0 | 0 10 10 12 0 | 0 12 12 14 0 | 0 13 13 14 0

A Locrian Chords

A<sup>o</sup>
A<sup>o</sup>
A<sup>o</sup>
A<sup>o</sup>
A<sup>o</sup>

Treble clef staff: Notes for A Locrian (A, B, C, D, E, F, G, A).  
 TAB: 3 1 2 1 0 | 5 4 5 5 0 | 8 8 8 7 0 | 11 10 12 10 0 | 15 13 14 13 0

<b>Csus2</b> x xo	<b>Dsus4</b> xoo	<b>Dsus2</b> xxo o	<b>Em7</b> o o	<b>Am7</b> xo o o
T 3 A 3 B X B 3	T 3 A 3 B 2 B 0	T 0 A 3 B 2 B 0	T 3 A 3 B 0 B 2 B 2 B 0	T 0 A 1 B 2 B 0

<b>Dm7</b> xxo	<b>Bm7</b> x	<b>Cmaj7</b> x ooo	<b>E7</b> o o	<b>A7</b> xo o o
T 1 A 1 B 2 B 0	T 2 A 3 B 2 B 4 B 2	T 0 A 0 B 2 B 3	T 0 A 3 B 1 B 2 B 2 B 0	T 0 A 2 B 0 B 2 B 0

<b>D7</b> xxo	<b>Emadd9</b> o ooo	<b>Em9</b> o ooo	<b>Amaj7</b> xo o	<b>Dmadd9/A</b> xo o
T 2 A 1 B 2 B 0	T 0 A 0 B 4 B 2 B 0	T 0 A 3 B 4 B 2 B 0	T 0 A 2 B 1 B 2 B 0	T 0 A 3 B 2 B 3 B 0

<b>B/A</b> xo o	<b>Bb(#11)/A</b> xo o	<b>C(#11)/A</b> xo o	<b>B/A</b> xo o	<b>Bb(#11)/A</b> xo o
T 0 A 4 B 4 B 4 B 0	T 0 A 3 B 3 B 3 B 0	T 8 A 8 B 11 B 10 B 0	T 7 A 7 B 8 B 8 B 0	T 6 A 6 B 7 B 8 B 0

T 5 A 4 B 3	T 5 A 3 B 3	T 4 A 3 B 3	T 4 A 2 B 3	T 4 A 5 B 3

T 0 A 10 B 8	T 1 A 0 B 2	T 0 A 10 B 8	T 0 A 3 B 2	T 0 A 0 B 2

T 0 A 3 B 2	T 5 A 0 B 2	T 0 A 1 B 2	T 0 A 2 B 2	T 2 A 0 B 2	T 0 A 3 B 0

T 0 A 3 B 0	T 0 A 3 B 0	T 0 A 2 B 0	T 2 A 0 B 0

Am9 x0 x 8	Fmaj7/A x0 x x	Dmadd9/A x0 o	B <sup>9</sup> /A x0 x
T A B	T A B	T A B	T A B
8 12 10 0	5 3 0	0 3 2 3 0	3 4 3 0

Cmaj7/A x0 ox	Am9 x0 o	F# <sup>9</sup> x x	Fmaj7 x x	Esus4 o o
T A B	T A B	T A B	T A B	T A B
0 5 2 0	3 0 5 2 0	1 2 2 2	1 2 2 1	0 0 2 2 2 0

E7 o o o	Amb6 x0 x 5	Fmaj7/A x0 o 5	F/A x0 5	Dmadd9 x o 5
T A B	T A B	T A B	T A B	T A B
0 3 1 0 2 0	6 5 7 0	0 6 5 7 0	8 6 5 7 0	0 6 9 7 5

D7add6no3 x ox 5	C#madd4 x oo	Esus2/A x0 oo	Bsus4 x oo	Alexander Scriabin Mystic Chord o o
T A B	T A B	T A B	T A B	T A B
0 5 7 5	0 4 4 4 4	0 0 4 4 0	0 0 4 4 2	2 2 1 0 1 0



C Lydian      Am9      B7sus/E      C#<sup>ø</sup>      Bb6#11

8 8 8 8 8

8 8 8 8 8

11 5 10 0 0

12 5 9 0 0

10 7 9 2 3

8 5 0 0 0

4

1

Classical Movements

Fmaj7/A      Dm      A/C#      Am/C      D7/C

0 10 7 10 7

1 2 9 9 7

2 3 7 7 7

0 10 9 8 8

G/B      A#dim7      Fm/A<sup>b</sup>      Gdim7      Fm

8 5 6 2 1

7 6 5 3 1

5 5 3 2 3

7 6 4 3 1

A      Fmaj7/A      Dadd9/A      Dmadd9/A

0 0 0 0

5 6 5 6

7 7 7 7

0 0 0 0

<p>Bb4/D</p> <p>XXO O</p> <p>3</p>	<p>C/D</p> <p>XXO O</p> <p>5</p>	<p>D Lydian</p> <p>XOO O</p> <p>7</p>												
<p>TAB</p> <table border="1"> <tr> <td>0</td> <td>0</td> <td>0</td> </tr> <tr> <td>6</td> <td>8</td> <td>9</td> </tr> <tr> <td>3</td> <td>5</td> <td>7</td> </tr> <tr> <td>0</td> <td>0</td> <td>0</td> </tr> </table>			0	0	0	6	8	9	3	5	7	0	0	0
0	0	0												
6	8	9												
3	5	7												
0	0	0												

Line Cliche Progressions

<p>Am</p> <p>XX</p> <p>5</p>	<p>Am/G#</p> <p>XX</p> <p>5</p>	<p>C6/G</p> <p>XX</p>	<p>F#o</p> <p>XX</p>												
<p>TAB</p> <table border="1"> <tr> <td>5</td> <td>5</td> <td>5</td> <td>5</td> </tr> <tr> <td>5</td> <td>5</td> <td>5</td> <td>5</td> </tr> <tr> <td>7</td> <td>6</td> <td>5</td> <td>4</td> </tr> </table>				5	5	5	5	5	5	5	5	7	6	5	4
5	5	5	5												
5	5	5	5												
7	6	5	4												

<p>Fmaj7</p> <p>XX</p>	<p>Am/E</p> <p>XX X</p>	<p>Esus4</p> <p>XX X</p>	<p>Esus2</p> <p>XX X</p>												
<p>TAB</p> <table border="1"> <tr> <td>5</td> <td>5</td> <td>5</td> <td>2</td> </tr> <tr> <td>5</td> <td>5</td> <td>4</td> <td>4</td> </tr> <tr> <td>3</td> <td>2</td> <td>2</td> <td>2</td> </tr> </table>				5	5	5	2	5	5	4	4	3	2	2	2
5	5	5	2												
5	5	4	4												
3	2	2	2												

<p>E</p> <p>XX X</p>	<p>E/D</p> <p>XXO X</p>	<p>E-F-F#-G</p> <p>X Cell</p> <p>OX O O</p> <p>4</p>	<p>E-D#-D-C#</p> <p>X Cell</p> <p>O O O</p> <p>3</p>																				
<p>TAB</p> <table border="1"> <tr> <td>4</td> <td>4</td> <td>0</td> <td>0</td> </tr> <tr> <td>4</td> <td>4</td> <td>6</td> <td>3</td> </tr> <tr> <td>2</td> <td>0</td> <td>0</td> <td>0</td> </tr> <tr> <td></td> <td></td> <td>4</td> <td>6</td> </tr> <tr> <td></td> <td></td> <td>0</td> <td>0</td> </tr> </table>				4	4	0	0	4	4	6	3	2	0	0	0			4	6			0	0
4	4	0	0																				
4	4	6	3																				
2	0	0	0																				
		4	6																				
		0	0																				

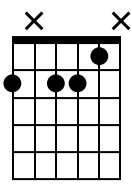
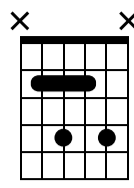
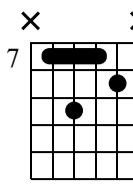



A-A#-B-C X Cell X O O 5	F#-G-G#-A X Cell X O X	A Quartal Harmony XXX	D Quartal Harmony X XX
TAB 5 0 5 8 0	3 1 4 0	5 5 5 5	5 5 5

G Quartal Harmony XX X	C Quartal Harmony XXX	A Quintal Harmony XXX	D Quintal Harmony X XX
TAB 6 5 5	6 6 5	9 7 5	9 7 5

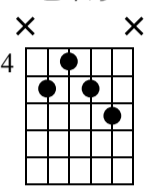
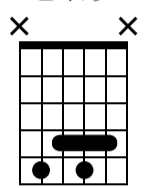
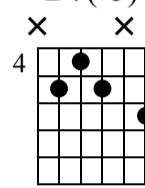
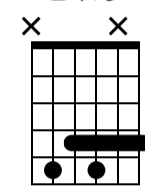




G Quintal Harmony XX X	A Quintal Harmony X X	D Quintal Harmony X X	Hungarian Minor b2 G#(b13)/A
TAB 5 7 5	7 9 7 5	7 9 7 5	0 4 5 6 0

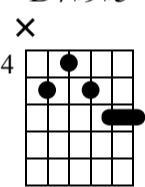
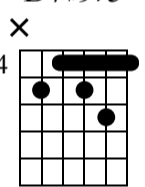
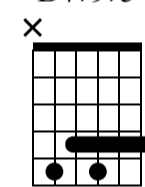
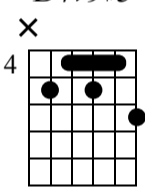




E(b13)			
TAB 0 0 5 6 7 0			

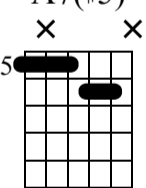
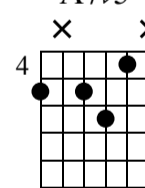
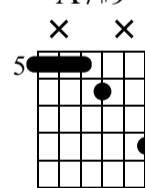
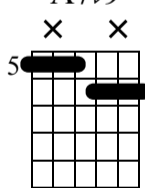




Autumn Leaves Am7	D7	Gmaj7	Cmaj7
TAB 5 5 5 5 5	7 5 7 5	3 4 4 3	5 4 5 3

	F# <sup>o</sup> 7	B7	Em7
			
			
T	1	4	8
A	2	2	7
B	2	4	9
	2	2	7

Altered Dominants

	D7#9	D7b9	D7(#5)	D7b5
				
				
T	6	4	6	4
A	5	5	5	5
B	4	4	4	4
	5	5	5	5

	D7#9#5	D7#9b5	D7b9b5	D7b9#5
				
				
T	6	4	4	6
A	6	6	4	4
B	5	5	5	5
	4	4	4	4
	5	5	5	5

	A7(#5)	A7b5	A7#9	A7b9
				
				
T	6	4	8	6
A	6	6	6	6
B	5	5	5	5
	5	5	5	5

A7(#5)(#9)	A7#5b9	A7b5#9	A7b5b9
TAB 8 6 6 5 5	TAB 6 6 6 5 5	TAB 8 4 6 5 5	TAB 6 4 6 5 5

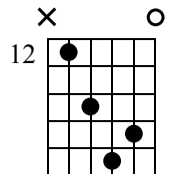
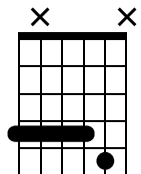
Am/C	D7/C	Gmaj7/B	Cmaj7/B
TAB 8 9 7 8	TAB 7 7 7 8	TAB 7 7 5 7	TAB 5 5 5 7

Am6	B7/A	Em7/G	AmM7
TAB 5 5 4 5	TAB 4 4 4 5	TAB 3 4 2 3	TAB 9 5 7 0

Dm/A	A Lydian	Am9	Am9b5
TAB 17 15 14 15 0	TAB 0 14 16 13 0	TAB 13 16 14 0	TAB 13 16 13 0

G#m7add13

E7sus4/A



Musical notation for G#m7add13 and E7sus4/A. The top staff shows a treble clef with a key signature of one sharp (F#) and a common time signature (C). The notes for G#m7add13 are G#4, B4, D5, and G#5. The notes for E7sus4/A are E4, A4, B4, and G#5. Below the staff is a tablature for the guitar strings (T, A, B, B).

T	5	0
A	4	15
B	4	16
B	4	14
	4	12