

# Chord Bible

Version 1.1

By Shredmaster Scott

## CAGED System Chords

	C	A	G	E	D
TAB	0 1 0 2 3	0 2 2 2 0	3 3 0 0 3	0 0 1 2 0	2 3 2 0

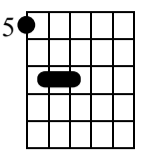
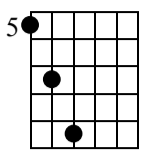
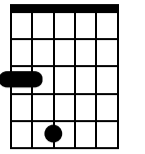
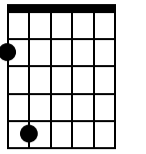
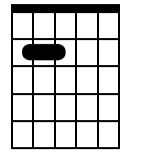

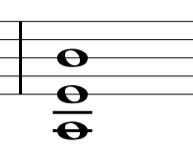



	Cm	Am	Gm	Em	Dm
TAB	1 0 1 3	0 1 2 2 0	3 3 0 0 1 3	0 0 2 2 0	1 3 2 0

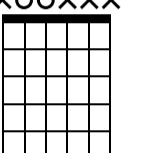
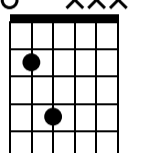
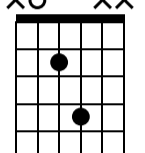
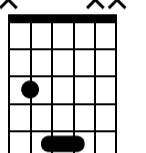
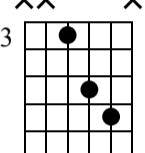



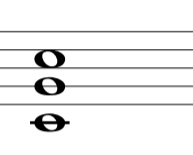

## Barre Chords

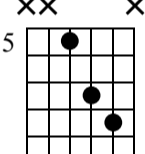
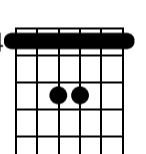
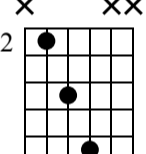
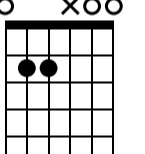
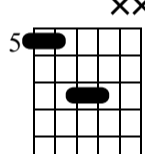
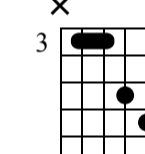



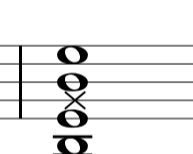


	C	A	G	E	D
TAB	3 5 5 5 3	5 5 6 7 5	3 3 4 5 3	7 9 9 9 7	5 7 7 7 5

	Cm	Am	Gm	Em	Dm
TAB	3 4 5 5 3	5 5 7 5	3 3 5 5 3	7 8 9 7	5 6 7 7 5

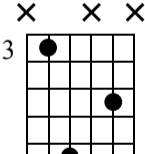
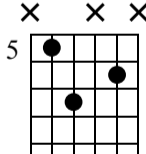
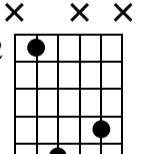
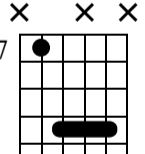
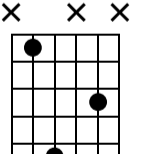

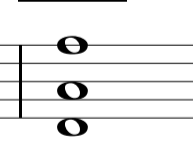



Power Chords

<b>A5</b> xxx	<b>Asus2</b> xxx	<b>C5/G</b> xxx	<b>D/F#</b> xxxx	<b>E5</b> o xxx
				
				
T A B 7 7 5	T A B 9 7 5	T A B 5 3 3	T A B 5 2	T A B 2 2 0

<b>D5/A</b> xooxxx	<b>Esus2</b> o xxx	<b>Asus2</b> xo xx	<b>C5</b> x xx	<b>F5</b> xx x
				
				
T A B 0 0	T A B 4 2 0	T A B 4 2 0	T A B 5 5 3	T A B 6 5 3

<b>G5</b> xx x	<b>Alex Lifeson Chord</b> <b>G#sus4</b>	<b>Bsus2</b> x xx	<b>E5</b> o xoo	<b>D5/A</b> xx	<b>F5/C</b> x xx
					
					
T A B 8 7 5	T A B 4 4 6 6 4 4	T A B 6 4 2	T A B 0 0 x 2 2 0	T A B 7 7 5 5	T A B 6 5 3 3

Neoclassical Voicings

<b>Am/C</b> x x x	<b>Dm</b> x x x	<b>E/B</b> x x x	<b>Am/E</b> x x x	<b>Dm/F</b> x x x
				
				
T A B 5 7 3	T A B 6 7 5	T A B 5 6 2	T A B 10 10 7	T A B 10 12 8

E Am Dm/A E/G# Am

7 12 12 11

TAB 9 13 15 12

A 9 14 15 14

B 7 12 12 11

2 3 5

Am Dm/A Am E/G# Am Am/C Dm Am/C E/B Am/C

5 5 5 4 5 8 10 8 7 8

TAB 5 7 5 4 5 9 10 9 9 9

A 7 8 7 7 7 12 12 12 11 12

B 5 5 5 4 5 8 10 8 7 8

Am/E Dm/F Am/E E Am/E Am/E Dm/F Am/E E Am/E

12 13 12 12 12 3 3 3 3 3

TAB 14 14 14 13 14 5 5 5 4 5

A 15 17 15 14 15 5 7 5 4 5

B 12 13 12 12 12 2 3 2 2 2

Am Dm/A Am E/G# Am Am/C Dm Am/C E/B Am/C

7 7 7 6 7 10 12 10 9 10

TAB 8 10 8 7 8 12 13 12 12 12

A 9 10 9 9 9 14 14 14 13 14

B 7 7 7 6 7 10 12 10 9 10

Am/E      Dm/F      Am/E      E      Am/E

14      15      14      14      14

TAB: 17 17 17 16 17  
17 17 17 16 17  
14 15 14 14 14

A Ionian Chords

A      D/A      E/A      A      D/A      E/A      A      D/A      E/A      A

4      5      7      9      9      10      12      14

TAB: 0 0 0 0 0 0 0 0  
2 3 5 5 7 9 10 10  
2 2 4 6 7 9 9 11  
0 0 0 0 0 0 0 0

A Dorian Chords

Am      D/A      Am      D/A      Am      D/A      Am      D/A

5      7      9      10      13      14

TAB: 0 0 5 7 9 10 13 15  
1 3 5 7 10 10 13 15  
2 2 5 7 9 11 14 14  
0 0 0 0 0 0 0 0

A Phrygian Chords

Am      Bb/A      Am      Bb/A      Am      Bb/A      Am      Bb/A

5      6      9      10      13      15

TAB: 0 0 5 6 9 10 13 15  
1 3 5 6 9 10 13 15  
2 3 5 7 8 10 12 15  
0 0 0 0 0 0 0 0

A Lydian Chords

A
B/A
A
B/A
A
B/A
A
B/A

T	3	4	2	2	1	2	3	3	4	2	2	3	3	4	2	2
A	2	2	4	4	5	6	7	10	10	11	12	11	11	13	14	14
B	0	0	0	0	0	0	0	0	0	0	0	0	0	0	0	0

A Mixolydian Chords

A
G/A
A
G/A
A
G/A
A
G/A

T	3	4	2	1	2	1	2	3	4	2	2	3	4	2	1	2
A	2	2	3	3	5	6	7	10	10	12	12	14	14	14	15	16
B	0	0	0	0	0	0	0	0	0	0	0	0	0	0	0	0

A Aeolian Chords

Am
Dm/A
Em/A
Am
Dm/A
Em/A
Am
Dm/A
Em/A
Am

T	3	2	3	2	4	2	4	2	3	1	1	1	3	1	3	2
A	1	2	3	3	6	7	8	10	10	10	10	12	12	12	13	14
B	0	0	0	0	0	0	0	0	0	0	0	0	0	0	0	0

A Locrian Chords

A<sup>o</sup>
A<sup>o</sup>
A<sup>o</sup>
A<sup>o</sup>
A<sup>o</sup>

T	3	4	4	2	3	1	3	2	1	3
A	1	1	1	10	10	10	10	10	10	13
B	0	0	0	0	0	0	0	0	0	0

<b>Csus2</b> x xo	<b>Dsus4</b> xoo	<b>Dsus2</b> xxo o	<b>Em7</b> o o	<b>Am7</b> xo o o
T 3 A 3 B X 3	T 3 A 3 B 0	T 0 A 3 B 0	T 3 A 3 B 2 2 0	T 0 A 1 B 2 0

<b>Dm7</b> xxo	<b>Bm7</b> x	<b>Cmaj7</b> x ooo	<b>E7</b> o o	<b>A7</b> xo o o
T 1 A 1 B 2 0	T 2 A 3 B 2 2	T 0 A 0 B 2 3	T 0 A 3 B 1 2 2 0	T 0 A 2 B 2 0

<b>D7</b> xxo	<b>Emadd9</b> o ooo	<b>Em9</b> o ooo	<b>Amaj7</b> xo o o	<b>Dmadd9/A</b> xo o o
T 2 A 1 B 2 0	T 0 A 0 B 4 2 0	T 0 A 3 B 4 2 0	T 0 A 2 B 1 2 0	T 0 A 3 B 3 0

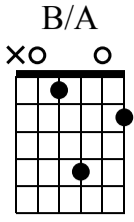
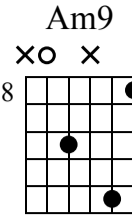
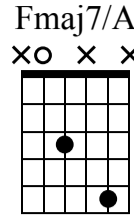
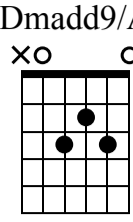




<b>B/A</b> xo o	<b>Bb(#11)/A</b> xo o	<b>C(#11)/A</b> xo o	<b>B/A</b> xo o	<b>Bb(#11)/A</b> xo o
T 0 A 4 B 4 0	T 0 A 3 B 3 0	T 8 A 11 B 10 0	T 7 A 8 B 9 0	T 6 A 7 B 8 0

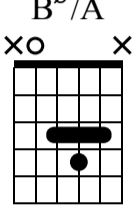
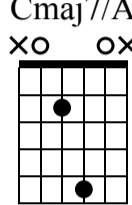
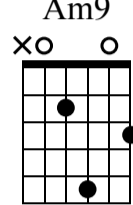
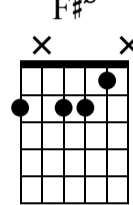
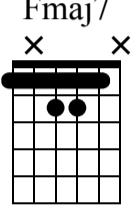




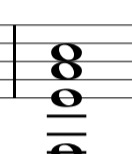
	<b>C7M</b>	<b>C7</b>	<b>C<sup>ø</sup></b>	<b>Cdim7</b>	<b>CmM7</b>
T	5	5	4	4	4
A	4	3	3	2	4
B	5	5	4	4	5
B	3	3	3	3	3

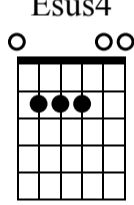
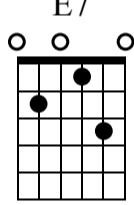
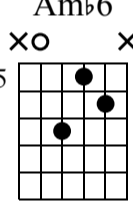
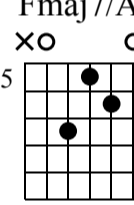
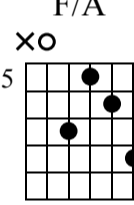





	<b>Fmaj7/E</b>	<b>Esus4<math>\flat</math>9</b>	<b>B<sup>ø</sup>/E</b>	<b>B<sup>ø</sup>/E</b>	<b>E Lydian</b>
T	0	1	0	0	0
A	10	0	10	3	0
B	9	2	7	2	3
B	10	2	9	3	4
B	8	2	8	2	2
B	0	0	0	0	0

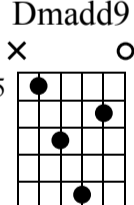
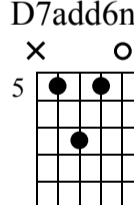
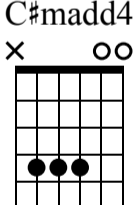
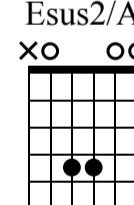
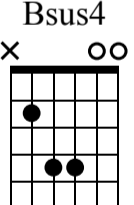





	<b>E9</b>	<b>Em11</b>	<b>Em9<math>\flat</math>6</b>	<b>Em6add9</b>	<b>EmM9</b>	<b>EmM9</b>
T	0	5	0	0	2	0
A	3	3	1	2	0	7
B	1	0	0	0	0	8
B	4	4	4	4	1	9
B	2	2	2	2	2	10
B	0	0	0	0	0	0

	<b>A7add11</b>	<b>D/A</b>	<b>B<sup>ø</sup>add11/A</b>	<b>Asus2</b>
T	0	0	0	0
A	3	3	3	0
B	6	2	4	2
B	5	4	3	2
B	0	0	0	0

			
			
T A B	T A B	T A B	T A B
2 0 4 1 0	8 12 10 0	5 3 0	0 3 3 0

				
				
T A B	T A B	T A B	T A B	T A B
3 4 3 0	0 5 2 0	3 0 5 2 0	1 2 2 2	1 2 2 1

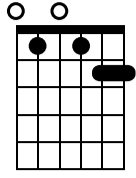
				
				
T A B	T A B	T A B	T A B	T A B
0 0 2 2 0	0 3 1 0 2	5 6 5 7 0	5 0 6 5 7 0	5 8 6 5 7 0

				
				
T A B	T A B	T A B	T A B	T A B
5 0 6 9 7 5	5 0 5 7 5	0 0 4 4 4 4	0 0 4 4 4 0	0 0 4 4 4 2

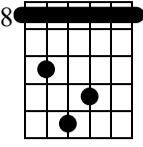


Alexander Scriabin

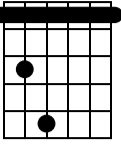
Mystic Chord



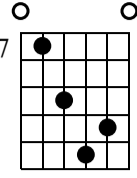
C Lydian



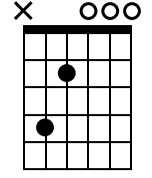
Am9



B7sus/E



C#°



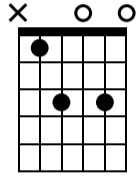
Musical notation and TAB for the first set of chords.

Musical notation: Treble clef, key signature of three sharps (F#, C#, G#), and a flat (Bb). The notes are: F#4, C#5, G#5, Bb5, C#5, G#5.

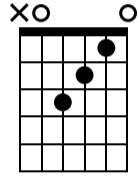
TAB: 2 2 1 0 1 0 / 8 8 11 12 10 8 / 5 5 5 9 7 5 / 0 10 11 9 7 0 / 0 0 0 2 4

Classical Movements

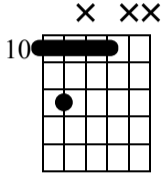
Bb6#11



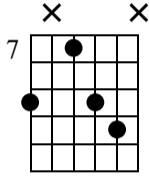
Fmaj7/A



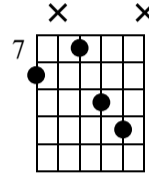
Dm



A/C#



Am/C

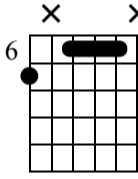


Musical notation and TAB for the second set of chords.

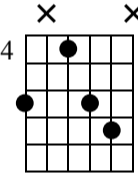
Musical notation: Treble clef, key signature of one flat (Bb). The notes are: Bb4, F4, C5, G5, Bb4, F4.

TAB: 0 3 0 3 1 / 0 1 2 3 0 / 10 10 12 10 / 10 9 7 9 / 10 9 7 8

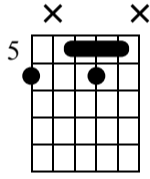
D7/C



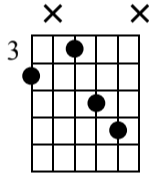
G/B



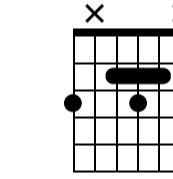
A#dim7



Fm/Ab



Gdim7

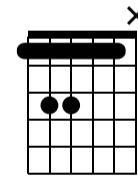


Musical notation and TAB for the third set of chords.

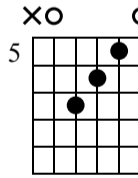
Musical notation: Treble clef, key signature of one sharp (F#). The notes are: F#4, C5, G5, Bb5, C5, G5.

TAB: 7 7 7 8 / 8 7 5 7 / 5 6 5 6 / 6 5 3 4 / 2 3 2 3

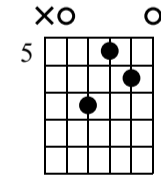
Fm



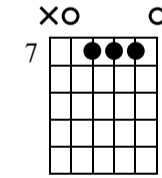
A



Fmaj7/A



Dadd9/A



Musical notation and TAB for the fourth set of chords.

Musical notation: Treble clef, key signature of one sharp (F#). The notes are: F#4, C5, G5, Bb5, C5, G5.

TAB: 1 1 3 3 1 / 0 5 6 7 0 / 0 6 5 7 0 / 0 7 7 7 0

Dmadd9/A                      Bb#4/D                      C/D

xo   o                      xxo   o                      xxo   o

6                      3                      5

TAB: 0 6 7 7 0                      0 6 3 0                      0 8 5 0

Line Cliche Progressions

D Lydian                      Am                      Am/G#                      C6/G

xoo   o                      xx                      xx                      xx

7                      5                      5                      5

TAB: 0 9 7 0 0                      5 5 5 7                      5 5 5 6                      5 5 5 5

F#°                      Fmaj7                      Am/E                      Esus4

xx                      xx                      xx x                      xx x

TAB: 5 5 5 4                      5 5 5 3                      5 5 2                      5 4 2

Esus2                      E                      E/D                      E-F-F#-G X Cell

xx x                      xx x                      xxo x                      ox o o

4                      4                      4                      4

TAB: 2 4 2                      4 4 2                      4 4 0                      0 6 0 4 0

E-D#-D-C# X Cell O O O 3	A-A#-B-C X Cell XO O 5	F#-G-G#-A X Cell XO X 3	A-A#-B-C X Cell XO OX 5	G#-A-A#-B X Cell XO OX 3
TAB 0 3 6 0 6 0	5 0 5 8 0	3 1 4 0	0 5 8 0	0 3 6 0

C#-D-D#-E X Cell OXO O 4	A Quartal Harmony XXX	D Quartal Harmony X XX	G Quartal Harmony XX X 5
TAB 0 4 6 0 0	5 5 5 5	5 5 5 5	6 5 5

C Quartal Harmony XXX 5	A Quintal Harmony XXX 5	D Quintal Harmony X XX 5	G Quintal Harmony XX X 5
TAB 6 6 5	9 7 5	9 7 5	5 7 5

A Quintal Harmony X X 5	D Quintal Harmony X X 5	Hungarian Minor b2 G#(b13)/A	E(b13)
TAB 7 9 7 5	7 9 7 5	0 4 5 6 0	0 0 5 6 7 0

Autumn Leaves

	Fmaj7/E	Emaj7	Am7
TAB	0 6 5 7 7 0	0 5 4 6 6 0	5 5 5 6 5

	D7	Gmaj7	Cmaj7
TAB	7 5 7 5	3 4 4 3	5 4 5 3

Altered Dominants

	F#7	B7	Em7	D7#9
TAB	1 2 2 2	4 2 4 2	8 7 9 7	6 5 4 5

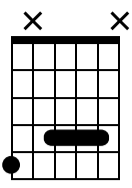
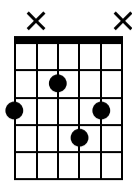
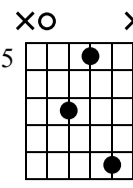
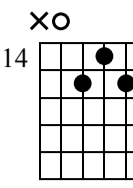

	D7b9	D7(#5)	D7b5	D7#9#5
TAB	4 5 4 5	6 5 4 5	4 5 4 5	6 6 5 4 5

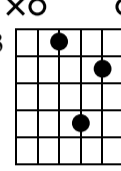
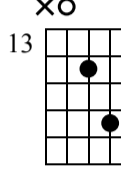
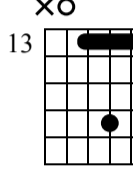
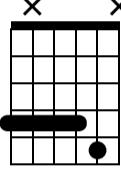

TAB 4 6 5 4 5	TAB 4 4 5 4 5	TAB 6 4 5 4 5	TAB 6 6 5 5

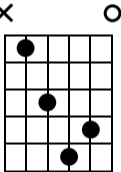
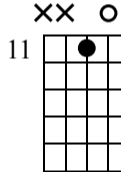
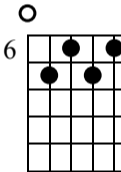
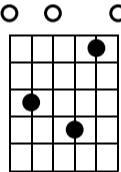

TAB 4 6 5 5	TAB 8 6 5 5	TAB 6 6 5 5	TAB 8 6 5 5

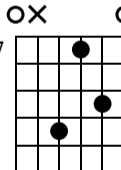
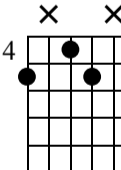
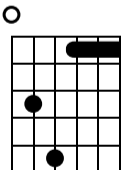
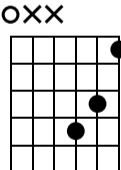
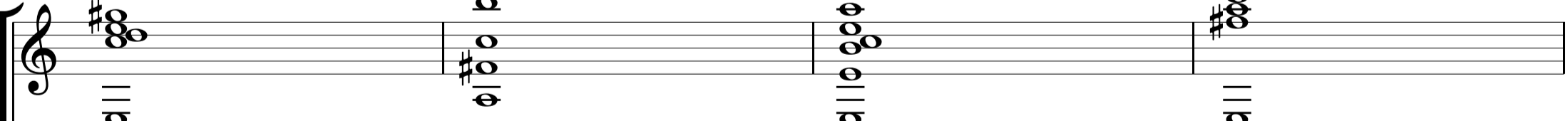
TAB 6 6 5 5	TAB 8 4 6 5 5	TAB 6 4 6 5 5	TAB 8 9 7 8

TAB 7 7 7 8	TAB 7 7 5 7	TAB 5 5 5 7	TAB 5 5 4 5

<p>B7/A</p> 	<p>Em7/G</p> 	<p>AmM7</p> 	<p>Dm/A</p> 																				
																							
<table border="0" style="width: 100%; text-align: center;"> <tr> <td style="width: 25%;">T</td> <td style="width: 25%;">3</td> <td style="width: 25%;">9</td> <td style="width: 25%;">17</td> </tr> <tr> <td>A</td> <td>4</td> <td>5</td> <td>15</td> </tr> <tr> <td>B</td> <td>2</td> <td>7</td> <td>14</td> </tr> <tr> <td></td> <td>3</td> <td>0</td> <td>15</td> </tr> <tr> <td></td> <td></td> <td></td> <td>0</td> </tr> </table>				T	3	9	17	A	4	5	15	B	2	7	14		3	0	15				0
T	3	9	17																				
A	4	5	15																				
B	2	7	14																				
	3	0	15																				
			0																				

<p>A Lydian</p> 	<p>Am9</p> 	<p>Am9b5</p> 	<p>G#m7add13</p> 																				
																							
<table border="0" style="width: 100%; text-align: center;"> <tr> <td style="width: 25%;">T</td> <td style="width: 25%;">13</td> <td style="width: 25%;">13</td> <td style="width: 25%;">5</td> </tr> <tr> <td>A</td> <td>14</td> <td>16</td> <td>4</td> </tr> <tr> <td>B</td> <td>16</td> <td>14</td> <td>4</td> </tr> <tr> <td></td> <td>13</td> <td>13</td> <td>4</td> </tr> <tr> <td></td> <td>0</td> <td>0</td> <td>4</td> </tr> </table>				T	13	13	5	A	14	16	4	B	16	14	4		13	13	4		0	0	4
T	13	13	5																				
A	14	16	4																				
B	16	14	4																				
	13	13	4																				
	0	0	4																				

<p>E7sus4/A</p> 	<p>Em6</p> 	<p>E7b9 (AIC chord)</p> 	<p>E Dorian</p> 																								
																											
<table border="0" style="width: 100%; text-align: center;"> <tr> <td style="width: 25%;">T</td> <td style="width: 25%;">11</td> <td style="width: 25%;">6</td> <td style="width: 25%;">3</td> </tr> <tr> <td>A</td> <td>12</td> <td>6</td> <td>3</td> </tr> <tr> <td>B</td> <td>0</td> <td>7</td> <td>6</td> </tr> <tr> <td></td> <td>11</td> <td>6</td> <td>0</td> </tr> <tr> <td></td> <td>0</td> <td>7</td> <td>5</td> </tr> <tr> <td></td> <td></td> <td>0</td> <td>0</td> </tr> </table>				T	11	6	3	A	12	6	3	B	0	7	6		11	6	0		0	7	5			0	0
T	11	6	3																								
A	12	6	3																								
B	0	7	6																								
	11	6	0																								
	0	7	5																								
		0	0																								

<p>E7(#5) (Mixolydian b6)</p> 	<p>Am6add9</p> 	<p>Amadd9/E</p> 	<p>F#°/E</p> 																								
																											
<table border="0" style="width: 100%; text-align: center;"> <tr> <td style="width: 25%;">T</td> <td style="width: 25%;">4</td> <td style="width: 25%;">5</td> <td style="width: 25%;">8</td> </tr> <tr> <td>A</td> <td>7</td> <td>5</td> <td>10</td> </tr> <tr> <td>B</td> <td>5</td> <td>5</td> <td>11</td> </tr> <tr> <td></td> <td>4</td> <td>9</td> <td></td> </tr> <tr> <td></td> <td>5</td> <td>7</td> <td></td> </tr> <tr> <td></td> <td></td> <td>0</td> <td></td> </tr> </table>				T	4	5	8	A	7	5	10	B	5	5	11		4	9			5	7				0	
T	4	5	8																								
A	7	5	10																								
B	5	5	11																								
	4	9																									
	5	7																									
		0																									

Am7/E      F#<sup>o</sup>/E      Gmaj7/E      Em

10      10      9      9

TAB: 12 10 12 0 | 11 10 12 0 | 11 9 10 0 | 9 9 10 0

Flamenco Chords

E(b9)      E(b9)      Eb9      E      F/E

9      4      0      0      0

TAB: 0 9 10 9 11 0 | 0 6 4 6 0 | 1 0 2 2 2 0 | 0 0 1 2 2 0 | 0 0 2 3 3 0

Tritone Scale Chords      Stravinsky Chord      Creepy Forrest Chord

Eb9      E(no5)      Dm/E      F/E      Eb7/E      Em11

11      11      8      8      8      8

TAB: 15 11 0 | 14 11 0 | 12 8 0 | 10 8 0 | 0 X 8 11 10 0 | 0 8 11 9 12 0

Rick Graham Voicings

C#7sus2/E      D#m7/E      Emaj9      F#m9/E

2      4      6      7

TAB: 2 4 2 6 0 | 4 6 4 7 0 | 0 X 8 6 9 0 | 7 9 7 11 0

Kumoi Scale Chords

IWATO Scale Chords

Am9 $\flat$ 6      Am9 $\flat$ 6

10

T  
A  
B

Hungarian Minor Chord

Em9 $\flat$ 5      Esus4 $\flat$ 9      E Lydian

T  
A  
B