

Swift Guitar Lessons

"Blue Eyes Crying in the Rain" By Willie Nelson



Intro

E //// | //// |

Verse

E A E walk-up 1

In the twilight glow I__ see her

B E

Blue eyes crying in the rain

(E) A E walk-up 1

When we kissed goodbye and parted

B E walk-up 2

I knew we'd never meet again

Chorus 1

A D - A walk-down 1

Love is like a dying ember

E B walk-down 2

Only memories remain

E A E walk-up 1

Through the ages I'll re__member

B E /// A / | E //// |

Blue eyes crying in the rain

Guitar Solo

Performed over modified verse progression

E //// | //// | //// | //// | B //// | //// | E //// | //// |

E //// | //// | //// | //// | B //// | //// | E // Cm6 | Bm6 // Bb6 // |

Chorus 2

A D - A walk-down 1

Some day when we meet up yonder

E B walk-down 2

We'll stroll hand in hand again

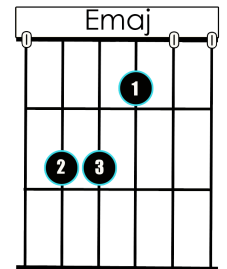
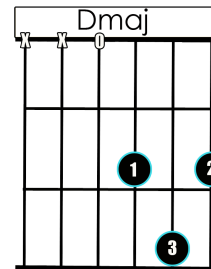
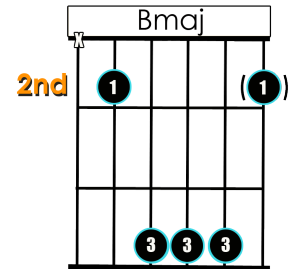
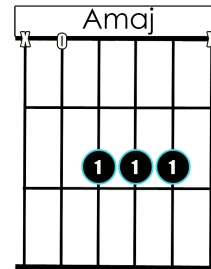
E A E walk-up 1

In a land that knows no__ parting

B E // A // | E

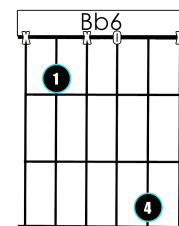
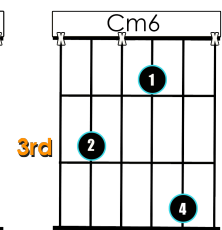
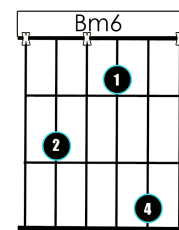
Blue eyes crying in the rain

Chords Needed



Optional Shapes

Can be avoided by playing root notes



"Blue Eyes Crying in the Rain" By Willie Nelson

Intro Section

The Intro Section is written in 4/4 time with a key signature of one sharp (F#). It consists of two staves: a treble clef staff and a bass clef staff. The treble staff shows a melodic line starting with a quarter note G4, followed by a dotted quarter note A4, and then a series of chords. The bass staff shows a bass line with a 0-2 pattern in the first two measures, followed by a 0-2-1 pattern, and then a 0-2-1 pattern in the final two measures. There are two measures of rests in the bass staff, each marked with an 'H' above the staff.

Walking Transitions:

Walk-up #1

Walk-up #1 is a two-measure phrase in 4/4 time. The first measure is marked with a chord symbol 'E' and contains a quarter note G4, a dotted quarter note A4, and a quarter note B4. The second measure is marked with a chord symbol 'B' and contains a quarter note C5, a dotted quarter note D5, and a quarter note E5. The bass staff shows a 0-2-1-0 pattern in the first measure and a 0-1-2-4 pattern in the second measure.

Walk-up #2

Walk-up #2 is a four-measure phrase in 4/4 time. The first two measures are marked with a chord symbol 'E' and contain a quarter note G4, a dotted quarter note A4, and a quarter note B4. The last two measures are marked with a chord symbol 'A' and contain a quarter note C5, a dotted quarter note D5, and a quarter note E5. The bass staff shows a 0-2-1-0 pattern in the first two measures and a 0-1-2-4 pattern in the last two measures.

Walk-down #1

Walk-down #1 is a two-measure phrase in 4/4 time. The first measure is marked with a chord symbol 'D' and contains a quarter note G4, a dotted quarter note A4, and a quarter note B4. The second measure is marked with a chord symbol 'A' and contains a quarter note C5, a dotted quarter note D5, and a quarter note E5. The bass staff shows a 0-2-1-0 pattern in the first measure and a 0-2-1-0 pattern in the second measure.

Walk-down #2

Walk-down #2 is a two-measure phrase in 4/4 time. The first measure is marked with a chord symbol 'B' and contains a quarter note C5, a dotted quarter note D5, and a quarter note E5. The second measure is marked with a chord symbol 'H' and contains a quarter note G4, a dotted quarter note A4, and a quarter note B4. The bass staff shows a 2-4-4-4 pattern in the first measure and a 2-2-0-4 pattern in the second measure.

"Blue Eyes Crying in the Rain" By Willie Nelson

Guitar Solo:

E

TAB: 9 9 7 | 7 9 9 9 9 9 | 9 9

B **E**

TAB: 9 7 8 6 | 5 7 9 7 | (7) 9 10 7 | 9 7

TAB: 6 4 5 7 9 9 9 9 | 9 9 9 7 9 9 | 9 (9) 5

B **E** **Cm6**

TAB: 9 9 7 9 7 9 | 7 7 9 7 7 9 7 5 | 5 7 8 8

Bm6 **Bb6** **Chorus A**

TAB: 7 6 7 7 6 5 6 | 6 5