



**RED CHAOS
MARINE WITH
RUSTED BRONZE**



**I start with a turquoise base
(AK archaic turquoise)**

**Empiezo con una base
turquesa (AK archaic
turquoise)**



With AK emerald mixed in various tones with Pastel blue I paint the recesses in wash consistency.

Con AK emerald mezclados con varios tonos de azul pastel Pinto los huecos con la mezcla en consistencia de lavado



I apply dry brush with a bronze tone (AcrylPro: bronze)

Hago pincel seco con un tono bronce (AcrylPro: bronze)



I cover the armor panels with
AK Wine Red

Cubro los paneles de la
armadura con AK Wine red





I define some highlight areas
with white

Defino unas areas de luz con
blanco




I cover those white areas with AK DeepRed (going little beyond)

Cubro las areas blancas con AL DeepRed y voy un poco más allá



I repeat the operation covering less area and covering the white with a mix of DeepRed + Fluor Magenta + Fluor Yellow

Repito la operación cubriendo menos área y cubriendo el blanco con una mezcla de DeepRed + Fluor Magenta + Fluor amarillo



Finally i module the shadow of the red with a soft shot of blue ink

Finalmente módulo la sombra del rojo con un suave disparo de tinta azul