

# Swift Guitar Lessons

## "Your Cheatin' Heart" By Hank Williams Sr.

Standard Tuning | key of Cmaj | Released 1952 | Label: MGM | 4/4 time



### Intro: Guitar Adaptation

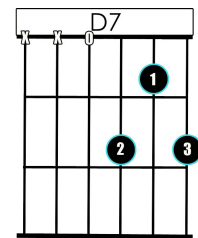
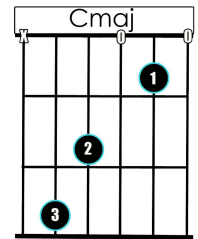
Intro: Guitar Adaptation

G C

e | --/8-/8-/8- | -3~~----- | --3-3-3-/5-5-5- | -----0-----0-0-0- | -----0-----0-0-0- |  
B | ----- | ----- | --3-3-3-/5-4-3- | -----1-----1-1-1- | -----1-----1-1-1- |  
G | --/9-/9-/9- | -4~~----- | ----- | -----0-----0-0-0- | -----0-----0-0-0- |  
D | ----- | ----- | ----- | -----2-----2--- | -----2-----2--- |  
A | ----- | ----- | ----- | -----3----- | -----3----- |  
E | ----- | ----- | ----- | -----3----- | -----3----- |

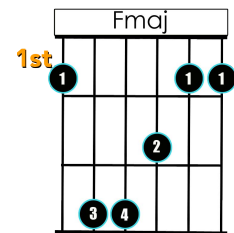
### Verse #1

C F  
Your cheatin' heart will make you weep  
G C  
You'll cry and cry and try to sleep  
C F  
But sleep won't come the whole night through  
G C  
Your cheatin' heart will tell on you



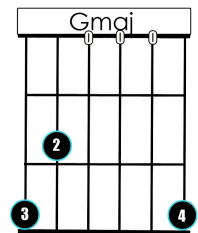
### Chorus #1

F C  
When tears come down like falling rain  
D7 G (G7)  
You'll toss around and call my name  
C F  
You'll walk the floor the way I do  
G C  
Your cheatin' heart will tell on you



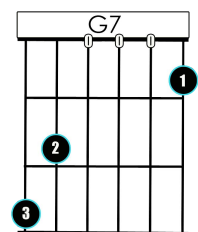
### Instrumental Break

F //// | //// | C //// | //// | D7 //// | //// | G //// | //// |  
C //// | //// | F //// | //// | G //// | //// | C //// | //// |



### Verse #2

C F  
Your cheatin' heart will pine some day  
G C  
And crave the love you threw away  
C F  
The time will come when you'll be blue  
G C  
Your cheatin' heart will tell on you



# Swift Guitar Lessons

## "Your Cheatin' Heart" By Hank Williams Sr.



### Chorus #2

When tears come down like falling rain  
You'll toss around and call my name  
You'll walk the floor the way I do  
Your cheatin' heart will tell on you

### Rob's Guitar Solo:

C F C

```
e | ---0-----0-0-0- | ---5--5---4-5- | -8-8-7-6-5- | ----- . - - | ----- |
B | -1---1--3--4-5- | -/6--6-6--5-6- | -. . - - - - - | -8--8-8-/10-- | -----5- |
G | ----- | ----- | ----- | -----5- | -----5-4/5-- |
D | ----- | ----- | ----- | ----- | -----5-5h7----- |
A | ----- | ----- | ----- | ----- | -----6h7----- |
E | ----- | ----- | ----- | ----- | ----- |
```

D7 G C

```
e | -----8~ | -----8-8-- | -----3---5--6--7- | ---12---11---10- | -----8v-----11- |
B | -----7--8-7- | -----7-7-- | ----- | ----- | -----12- |
G | -5/7--7---7--- | -----7-7-- | -2/4---5--6--7-- | -12---11---10--- | -7/8-----11- |
D | ----- | -----7--- | ----- | ----- | ----- |
A | ----- | ----- | ----- | ----- | ----- |
E | ----- | ----- | ----- | ----- | ----- |
```

### Applying D Shape Lead Lines

C F G C

```
e | -12-----12----- | -5-----x-4-5--5-----5-5- | -7-----x-6-7--7-----7-11- | -12----- |
B | -13-----13-13- | -6-----x-5-6--6--6-7- | -8-----x-7-8---8---8-12- | -13----- |
G | -12-----12----- | -5-----x-4-5---5---5-6- | -7-----x-6-7---7---7-11- | -12----- |
D | ----- | ----- | ----- | ----- |
A | ----- | ----- | ----- | ----- |
E | ----- | ----- | ----- | ----- |
```