

Deltarune "A CYBER'S WORLD?"

Metal Cover (originally composed by Toby Fox)

ToxicxEternity

Clean GTR	Rhythm GTR 1	Rhythm GTR 2	Center Lead 1	Center Lead 2	Harmony 1	Harmony 2
Dropped C	Dropped C	Dropped C	Dropped C	Dropped C	Dropped C	Dropped C
① = D ④ = C	① = D ④ = C	① = D ④ = C	① = D ④ = C	① = D ④ = C	① = D ④ = C	① = D ④ = C
② = A ⑤ = G	② = A ⑤ = G	② = A ⑤ = G	② = A ⑤ = G	② = A ⑤ = G	② = A ⑤ = G	② = A ⑤ = G
③ = F ⑥ = C	③ = F ⑥ = C	③ = F ⑥ = C	③ = F ⑥ = C	③ = F ⑥ = C	③ = F ⑥ = C	③ = F ⑥ = C

♩ = 234

Intro

let ring -----4

The image displays a guitar tablature for the introduction of the song. It consists of seven staves, each labeled on the left with an instrument type and a 4/4 time signature:

- el.g... (Electric Guitar)
- od.g... (Omnichord)
- dist... (Distortion)
- od.g... (Omnichord)
- od.g... (Omnichord)
- od.g... (Omnichord)
- od.g... (Omnichord)

The notation includes fret numbers (1, 2, 3, 6, 16, 15, 7), rhythmic markings (trills, bends), and dynamic markings (P.M. for palm mutes). A 'let ring' instruction is present at the top, followed by a dotted line extending across four measures. The first three measures have measure numbers 1, 2, and 3 above them. The fourth measure contains a trill on fret 6, a palm mute, and a trill on fret 7. The fifth measure contains a trill on fret 16, a palm mute, and a trill on fret 7. The sixth measure contains a trill on fret 15, a palm mute, and a trill on fret 7. The seventh measure contains a trill on fret 15, a palm mute, and a trill on fret 7. The eighth measure contains a trill on fret 6, a palm mute, and a trill on fret 7.

let ring -----

cl.guit.	4	4	3	6	6	5	6	6	6	3
od.guit.	T	-	-	-	-	-	-	-	-	-
od.guit.	T	-	-	-	-	-	-	-	-	-
od.guit.	T	-	-	-	-	-	-	-	-	-
od.guit.	15	17	15	13	15	13	16	16	15	15
	<i>3</i>	<i>3</i>	<i>3</i>	<i>3</i>	<i>3</i>	<i>3</i>	<i>7</i>	<i>7</i>	<i>7</i>	<i>7</i>
	<i>L3</i>	<i>L3</i>	<i>L3</i>	<i>L3</i>	<i>L3</i>	<i>L3</i>	<i>L3</i>	<i>L3</i>	<i>L3</i>	<i>L3</i>
	P.M.		P.M.			P.M.		P.M.		P.M.
od.guit.	T	-	-	-	-	-	-	-	-	-
od.guit.	T	-	-	-	-	-	-	-	-	-
od.guit.	T	-	-	-	-	-	-	-	-	-

let ring -----

el.guit.	6 4 3 6 6 7 6 8 8 6
od.guit.	
dist.guit.	
od.guit.	15 17 15 13 15 13 17 7 17 7 15 7 15 7 P.M. P.M. P.M. P.M. L3 3 L3 L3 L3 L3 L3 L3 L3 L3 L3 L3 L3 L3
od.guit.	6 6 6 6 1 1 1 1
od.guit.	
od.guit.	

let ring

el.guit. TAB 8 6 6 8 8 6 8 8 6

od.guit. TAB

dist.guit. TAB

od.guit. TAB 13 12 13 15 13 15 15 16 15 18
P.M. P.M. P.M. P.M.
L3 L3 L3 L3 L3 L3 L3 L3

od.guit. TAB 1 1 1 1 1 1 1 1

od.guit. TAB

od.guit. TAB

let ring ----- 4

The image displays a guitar tablature score for three different guitar types: electric guitar (el.guit.), acoustic guitar (od.guit.), and distorted guitar (dist.guit.).

- el.guit. (Electric Guitar):** The first staff shows fret numbers 6, 6, 8, 8, 11, 6, 6, 6, 3. A dashed line above the staff is labeled "let ring" and spans the first four measures. The second staff shows a tremolo effect (wavy lines) starting at measure 5, with a circled "6 6 6" above it.
- od.guit. (Acoustic Guitar):** The first staff shows fret numbers 16, 15, 16, 15, 13, 16, 16, 15, 15. The second staff shows pick mutes (P.M.) and triplets (L3) under the notes. The third staff shows fret numbers 1, 1, 1, 1, 6, 6, 6, 6.
- dist.guit. (Distorted Guitar):** All staves are empty, indicating no notes are played.

let ring -----

12 13

el.guit. T A B 4 3 6 6 6 6 6 3

od.guit. T A B (6) (6) (6) (6) (6) (6)

dist.guit. T A B

od.guit. T A B 15 17 15 13 15 13 16 16 15 15 7 7 7 7

P.M. P.M. P.M. P.M.

od.guit. T A B 6 6 6 6 6 6 6 6 6 6 6 6

od.guit. T A B

od.guit. T A B

let ring -----

14 15

el.guit. TAB 4 3 6 6 6 8 8 6

od.guit. TAB (8) (6) (6) (6) (4) (3) (1) (1)

dist.guit. TAB

od.guit. TAB 15 17 15 13 15 13 17 7 17 7 15 7 15 7

P.M. P.M. P.M. P.M.

od.guit. TAB 6 6 6 6 1 1 1 1

od.guit. TAB

od.guit. TAB

let ring ----- 4

cl.guit.

16 6 6 8 8 17

od.guit.

(4)
(3)
(1)
(1)

dist.guit.

od.guit.

13 12 13 15 13 15 15 16 15 18

L3 3 L3 L3 L3 L3

P.M. P.M.

od.guit.

od.guit.

od.guit.

Main Riff

18 19

el.guit. TAB

od.guit. P.M. P.M.

dist.guit. P.M. P.M.

od.guit. 16 15 16 7 15 7 13 7 16 7 16 7 15 7 15 7

od.guit. 8 7 8 7 7 7 7 7

od.guit. TAB

od.guit. TAB

20 21

el.guit.

od.guit.

dist.guit.

od.guit.

od.guit.

od.guit.

od.guit.

od.guit.

od.guit.

Tablature for electric guitar (el.guit.), overdrive guitar (od.guit.), and distortion guitar (dist.guit.) across measures 22 and 23.

el.guit. (Measures 22-23):

- Measure 22: T, A, B
- Measure 23: T, A, B

od.guit. (Measures 22-23):

- Measure 22: P.M. (Palm Mute). Notes: 6, 6, 6, 6, 6, 6, 6, 6. Includes a triplet of 6s.
- Measure 23: P.M. (Palm Mute). Notes: 3, 5, 3, 5, 3, 5, 3, 5. Includes a triplet of 3s.

dist.guit. (Measures 22-23):

- Measure 22: P.M. (Palm Mute). Notes: 6, 6, 6, 6, 6, 6, 6, 6. Includes a triplet of 6s.
- Measure 23: P.M. (Palm Mute). Notes: 3, 5, 3, 5, 3, 5, 3, 5. Includes a triplet of 3s.

od.guit. (Measures 22-23):

- Measure 22: Notes: 15, 17, 15, 13, 15, 13. Includes triplets of 15s and 13s.
- Measure 23: Notes: 17, 17, 15, 15. Includes triplets of 17s and 15s.

od.guit. (Measures 22-23):

- Measure 22: Notes: 8, 10, 8, 6, 8, 6. Includes triplets of 8s and 6s.
- Measure 23: Notes: 10, 10, 8, 8. Includes triplets of 10s and 8s.

od.guit. (Measures 22-23):

- Measure 22: T, A, B
- Measure 23: T, A, B

od.guit. (Measures 22-23):

- Measure 22: T, A, B
- Measure 23: T, A, B

el.guit. TAB

od.guit. P.M. P.M.----- P.M. P.M.

dist.guit. P.M. P.M.----- P.M. P.M.

od.guit. 13 12 13 15 13 15 15 16 15 18

od.guit. 6 5 6 8 5 8 8 9 8 10

od.guit. TAB

od.guit. TAB

Detailed description of the tablature: The electric guitar (el.guit.) part consists of rests on both pages. The first acoustic guitar (od.guit.) part on page 24 shows power chords (P.M.) at frets 3, 5, and 8. On page 25, it continues with P.M. chords at frets 6 and 8, and includes a triplet of 5s at fret 5. The second acoustic guitar (od.guit.) part on page 24 shows notes at frets 13, 12, 13, 15, 13, 15, 15, 16, 15, and 18, with various bends and triplets. The third acoustic guitar (od.guit.) part on page 24 shows notes at frets 6, 5, 6, 8, 5, 8, 8, 9, 8, and 10, with bends and triplets. The distorted guitar (dist.guit.) part on page 24 shows power chords (P.M.) at frets 3, 5, and 8. On page 25, it continues with P.M. chords at frets 6 and 8, and includes a triplet of 5s at fret 5.

Tablature for electric guitar (e.guit.), overdrive guitar (od.guit.), and distortion guitar (dist.guit.) across measures 26 and 27.

Measure 26:

- e.guit.:** Tablature with a single bar line.
- od.guit.:** P.M. (Pedal Point) indicated. Tablature shows notes 6 and 8 on strings 6 and 8.
- dist.guit.:** Tablature shows notes 6 and 8 on strings 6 and 8.
- od.guit. (middle):** Tablature with notes 16, 15, 16, 15, 13, 15, 13, 15. Includes a pickup and a palm mute (L3) symbol.
- od.guit. (bottom):** Tablature with notes 8, 7, 8, 8, 10, 8, 8, 7, 7, 7. Includes a pickup and a palm mute (L3) symbol.

Measure 27:

- e.guit.:** Tablature with a single bar line.
- od.guit.:** P.M. (Pedal Point) indicated. Tablature shows notes 6 and 6 on strings 6 and 6.
- dist.guit.:** Tablature shows notes 6 and 6 on strings 6 and 6.
- od.guit. (middle):** Tablature with notes 16, 16, 15, 15. Includes a pickup and a palm mute (L3) symbol.
- od.guit. (bottom):** Tablature with notes 8, 8, 7, 7, 7, 7. Includes a pickup and a palm mute (L3) symbol.

el.guit. TAB

od.guit. P.M. P.M.----- P.M. P.M.

dist.guit. P.M. P.M.----- P.M. P.M.

od.guit. 15 17 15 13 15 13 16 16 15 15

od.guit. 8 10 8 6 8 6 8 8 7 7 7 7

od.guit. TAB

od.guit. TAB

30 31

el.guit.
TAB

P.M. P.M.----- P.M. P.M.

od.guit.
TAB

P.M. P.M.----- P.M. P.M.

dist.guit.
TAB

od.guit.
TAB

od.guit.
TAB

od.guit.
TAB

od.guit.
TAB

el.guit. TAB

od.guit. P.M. P.M.-----4

dist.guit. P.M. P.M.-----4

od.guit. TAB

od.guit. TAB

od.guit. TAB

od.guit. TAB

od.guit. TAB

od.guit. TAB

od.guit. TAB

od.guit. TAB

Main Riff cont.

34 35

el.guit. TAB

od.guit. TAB 6 6 8 8 P.M. P.M.

dist.guit. TAB 6 6 8 8 P.M. P.M.

od.guit. TAB 16 15 16 15 13 16 16 15 15 15

od.guit. TAB 8 7 8 8 10 8 8 7 7 7

od.guit. TAB 16

od.guit. TAB 8

Detailed description of the guitar tablature: The score is divided into two systems, measures 34 and 35. The electric guitar part (el.guit.) has a simple TAB with a bar line between measures. The overdrive guitar part (od.guit.) features a sequence of chords: 6-6-8-8 in measure 34 and 6-6-6-6 in measure 35, with 'P.M.' (palm mute) markings above. The distortion guitar part (dist.guit.) has the same chord sequence as the overdrive part. The first overdrive guitar part (od.guit.) shows a melodic line with fret numbers 16, 15, 16, 15, 13, 16, 16, 15, 15, 15 and various bends and triplets. The second overdrive guitar part (od.guit.) shows a melodic line with fret numbers 8, 7, 8, 8, 10, 8, 8, 7, 7, 7 and similar bends and triplets. The final two staves (od.guit.) show a long sustain or bend starting at measure 35, with circled fret numbers 16 and 8 indicating the starting point.

36 37

el.guit. TAB

od.guit. P.M. P.M. ----- P.M. P.M.

dist.guit. P.M. P.M. ----- P.M. P.M.

od.guit. 15 17 15 13 15 13 16 16 15 15

od.guit. 8 10 8 6 8 6 8 8 7 7 7 7

od.guit. (16) 15 16 18 (18)

od.guit. (8) 7 8 11 (11)

38 39

el.guit. TAB

od.guit. P.M. P.M. ----- P.M. P.M.

dist.guit. P.M. P.M. ----- P.M. P.M.

od.guit. 15 17 15 13 15 13 17 7 17 7 15 7 15 7

od.guit. 8 10 8 6 8 6 10 7 10 7 8 7 8 7

od.guit. (18) 15 16 18 (18)

od.guit. (11) 8 8 10 (10)

40 41

el.guit. TAB

od.guit. P.M. P.M. ----- P.M. P.M.

dist.guit. P.M. P.M. ----- P.M. P.M.

od.guit. TAB 13 12 13 15 13 15 15 16 15 18

od.guit. TAB 6 5 6 8 5 8 8 9 8 10

od.guit. TAB (18) 15 16 15 16 15 18

od.guit. TAB (10) 8 8 8 (8) 9 8 10

42 43

el.guit. TAB

od.guit. P.M. P.M. P.M.

od.guit. TAB 6 8 8 8 8 6 6 6 6 6 6 6 6

dist.guit. P.M. P.M. P.M.

od.guit. TAB 16 15 16 15 13 16 16 15 15

od.guit. TAB 8 7 8 8 10 8 8 7 7 7

od.guit. TAB (16) 15 16 (16)

od.guit. TAB (8) 7 8 (8)

44 45

el.guit. TAB

od.guit. P.M. P.M. ----- P.M. P.M.

dist.guit. P.M. P.M. ----- P.M. P.M.

od.guit. 15 8 15 13 10 13 16 7 16 7 15 7 15 7

od.guit. 8 10 8 6 8 6 8 7 8 7 7 7 7 7

od.guit. (16) 15 16 18 (18)

od.guit. (8) 8 8 11 (11)

46 47

el.guit. TAB

od.guit. P.M. P.M. ----- P.M. P.M.

dist.guit. P.M. P.M. ----- P.M. P.M.

od.guit. TAB 15 17 15 17 20 17 (13) (13)

od.guit. TAB 8 10 8 6 8 6 (10) (10)

od.guit. TAB (18) 15 18 22 (22)

od.guit. TAB (11) 8 10 10 (10)

48 49 50

el.guit. TAB

od.guit. P.M. P.M.-----

od.guit. TAB

dist.guit. P.M. P.M.-----

od.guit. TAB (13) 11 13 (11)

od.guit. TAB (10) 8 10 (8)

od.guit. TAB (22) 18 20 23 (23) 22 18 21 20 18 (20)

od.guit. TAB (10) 11 8 11 (11) 10 11 9 8 10 (8)

Main Riff cont. cont.

51 52

el.guit. TAB

od.guit. P.M. P.M. P.M. P.M.-----4

dist.guit. P.M. P.M. P.M. P.M.-----4

od.guit. 16 (16) 15 16 18

od.guit. 8 (8) 7 8 11

od.guit. 16 16 15 15 15 17 15 13 15 13

od.guit. 13 13 11 11 12 13 12 10 12 10

Detailed description of the guitar tablature: The score is divided into two systems, measures 51 and 52. The first system (measures 51-52) features an electric guitar (el.guit.) with a muted sound (indicated by a square on the string line) and an overdrive guitar (od.guit.) playing a power chord (P.M.) in the 6th fret. The second system (measures 51-52) features a distorted guitar (dist.guit.) also playing a power chord in the 6th fret. The third system (measures 51-52) shows an overdrive guitar (od.guit.) with a long note in the 16th fret of the top string, which slides down to the 15th fret and then back up to the 16th fret. The fourth system (measures 51-52) shows an overdrive guitar (od.guit.) with a long note in the 8th fret of the top string, which slides down to the 7th fret and then back up to the 8th fret. The fifth system (measures 51-52) shows an overdrive guitar (od.guit.) with a sequence of notes: 16th fret (top string), 16th fret (middle string), 15th fret (top string), 15th fret (middle string), 15th fret (top string), 17th fret (middle string), 15th fret (top string), 13th fret (middle string), 15th fret (top string), and 13th fret (middle string). The sixth system (measures 51-52) shows an overdrive guitar (od.guit.) with a sequence of notes: 13th fret (top string), 13th fret (middle string), 11th fret (top string), 11th fret (middle string), 12th fret (top string), 13th fret (middle string), 12th fret (top string), 10th fret (middle string), 12th fret (top string), and 10th fret (middle string). The notation includes various guitar-specific symbols such as bends, slides, and triplets.

el.guit. TAB

P.M. P.M. P.M. P.M. P.M. -----↓

od.guit. TAB

P.M. P.M. P.M. P.M. P.M. -----↓

dist.guit. TAB

od.guit. TAB

od.guit. TAB

od.guit. TAB

od.guit. TAB

55 56

el.guit. TAB

od.guit. P.M. P.M. P.M. P.M. -----↓

dist.guit. P.M. P.M. P.M. P.M. -----↓

od.guit. (18) (18) 15 16 15

od.guit. (10) (10) 8 8 8

od.guit. 17 17 15 15 13 12 13 15 13 15

od.guit. 13 13 12 12 10 13 10 10 12 10

el.guit. TAB

od.guit. P.M. TAB

dist.guit. P.M. TAB

od.guit. TAB

od.guit. TAB

od.guit. TAB

od.guit. TAB

el.guit. TAB
 od.guit. TAB
 dist.guit. TAB
 od.guit. TAB
 od.guit. TAB
 od.guit. TAB
 od.guit. TAB

61 62

el.guit. TAB

od.guit. TAB (6) (6) (8) (6) 6 8 6 (6) (6) (8) (6) 6 8 6

dist.guit. TAB (6) (6) (8) (6) 6 8 6 (6) (6) (8) (6) 6 8 6

od.guit. TAB (18) (18) 15 18 22

od.guit. TAB (11) (11) 8 10 10

od.guit. TAB 16 16 15 15 15 17 15 15 16 18

od.guit. TAB 13 13 11 11 12 13 12 10 12 10

63 64

el.guit. TAB

od.guit. TAB

dist.guit. TAB

od.guit. TAB

od.guit. TAB

od.guit. TAB

od.guit. TAB

od.guit. TAB

65 66

el.guit. TAB

od.guit. TAB H P 5 3 5 3 5 3 5 3 (3)

dist.guit. TAB H P 8 7 8 7 10 8 10 8 (10)

od.guit. TAB (23) 22 18 21 20 18 (20)

od.guit. TAB (11) 10 11 9 8 10 (8)

od.guit. TAB 15 18 15 18 16 15 16 15 13 13 10 12

od.guit. TAB 11 15 11 10 13 11 13 10 12

Verse

67	68	69	70	71	72
el.guit.					
od.guit. P.M.					
od.guit. P.M.					
od.guit. P.M.					
od.guit. P.M. -----					
od.guit.					
od.guit.					
od.guit.					
od.guit.					

73 74 75 76 77 78

el.guit.

od.guit.

dist.guit.

od.guit.

od.guit.

od.guit.

od.guit.

P.M.

P.M.

P.M.

P.M.

P.M.

P.M.

13 13 15 15 16 15 13 15 13 13 15 15 16 15 13 15 13 13 15 15 16 15 13 15

13 13 12 12 8 10 8 8 10 10 10 10 10 10 10 10 10 10 10 12 12 8

11 11 10 10 6 8 6 6 8 8 8 8 8 8 8 8 8 8 8 8 8 8 8 10 10 6

Verse cont.

79 80 81 82 83

el.guit. TAB

od.guit. TAB P.M. PH P.M. P.M.

dist.guit. TAB P.M. PH P.M. P.M.

od.guit. TAB P.M.-----+ 13 13 15 15 16 15 13 15 13 13 15 15 16 15 13 15

od.guit. TAB 8 8 8 8 8 8 8 13 13 13 12 12 8 10 8 8 10 10 10 10 6 6 6 6 6 6 6 11 11 11 10 10 6 8 6 6 8 8 8 8

od.guit. TAB P.M.-----+ 13 13 15 15

od.guit. TAB P.M.-----+ 8 8 5 10

el.guit. TAB

P.M.

P.M.:-----|

P.M.

P.M.

od.guit. TAB

P.M.

P.M.:-----|

P.M.

P.M.

dist.guit. TAB

od.guit. TAB

od.guit. TAB

P.M.

od.guit. TAB

P.M.

od.guit. TAB

el.guit. TAB

P.M.

P.M.-----|

P.M.

P.M.

od.guit. TAB

P.M.

P.M.-----|

P.M.

P.M.

dist.guit. TAB

od.guit. TAB

od.guit. TAB

P.M.-----|

od.guit. TAB

P.M.-----|

od.guit. TAB

el.guit. TAB

P.M.

P.M.:-----|

P.M.

P.M.

od.guit. TAB

P.M.

P.M.:-----|

P.M.

P.M.

dist.guit. TAB

od.guit. TAB

od.guit. TAB

P.M.:-----|

od.guit. TAB

P.M.:-----|

od.guit. TAB

el.guit. TAB

P.M.

P.M.:-----|

P.M.

P.M.

od.guit. TAB

P.M.

P.M.:-----|

P.M.

P.M.

dist.guit. TAB

od.guit. TAB

od.guit. TAB

P.M.:-----|

od.guit. TAB

P.M.:-----|

od.guit. TAB

el.guit. TAB

P.M.

P.M.-----|

P.M.

P.M.

od.guit. TAB

P.M.

P.M.-----|

P.M.

P.M.

dist.guit. TAB

od.guit. TAB

od.guit. TAB

od.guit. TAB

P.M.-----|

od.guit. TAB

P.M.-----|

od.guit. TAB

el.guit. TAB

P.M.

P.M.:-----|

P.M.

P.M.

od.guit. TAB

P.M.

P.M.:-----|

P.M.

P.M.

dist.guit. TAB

od.guit. TAB

od.guit. TAB

P.M.:-----|

od.guit. TAB

P.M.:-----|

od.guit. TAB

Chorus

96 97 98 99

el.guit. TAB

od.guit. P.M. P.M.-----4 P.M. P.M.

dist.guit. P.M. P.M.-----4 P.M. P.M.

od.guit. TAB

od.guit. TAB

od.guit. P.M.-----4

od.guit. P.M.-----4

od.guit. TAB

od.guit. TAB

od.guit. P.M.-----4

	100	101	102	103	104	105
el.guit.	[Empty staff]					
od.guit.	P.M.		P.M.		P.M.	
od.guit.	P.M.		P.M.		P.M.	
dist.guit.	P.M.		P.M.		P.M.	
od.guit.	P.M.		P.M.		P.M.	
od.guit.	[Empty staff]					
od.guit.	[Empty staff]					
od.guit.	[Empty staff]					

el.guit.	[Empty staff]					
od.guit.	P.M.		P.M.		P.M.	
od.guit.	P.M.		P.M.		P.M.	
dist.guit.	P.M.		P.M.		P.M.	
od.guit.	P.M.		P.M.		P.M.	
od.guit.	[Empty staff]					
od.guit.	[Empty staff]					
od.guit.	[Empty staff]					

el.guit.	[Empty staff]					
od.guit.	P.M.		P.M.		P.M.	
od.guit.	P.M.		P.M.		P.M.	
dist.guit.	P.M.		P.M.		P.M.	
od.guit.	P.M.		P.M.		P.M.	
od.guit.	[Empty staff]					
od.guit.	[Empty staff]					
od.guit.	[Empty staff]					

el.guit.	[Empty staff]					
od.guit.	P.M.		P.M.		P.M.	
od.guit.	P.M.		P.M.		P.M.	
dist.guit.	P.M.		P.M.		P.M.	
od.guit.	P.M.		P.M.		P.M.	
od.guit.	[Empty staff]					
od.guit.	[Empty staff]					
od.guit.	[Empty staff]					

	106	107	108	109	110	111
cl.guit.	[Empty staff]					
od.guit.	P.M. P.M. P.M. P.M. P.M. P.M. P.M. P.M.					
od.guit.	[TAB notation: 1 4 (6 4 6) 2 4 2 4 2 4 2 4 (6) 6 (4) 4 4 4 (6) 6 (6) 6 6 6 (6) 6 6 5 1 1 1 1 1 1 1 1]					
dist.guit.	[TAB notation: 1 4 (6 4 6) 2 4 2 4 2 4 2 4 (6) 6 (4) 4 4 4 (6) 6 (6) 6 6 6 (6) 6 6 5 1 1 1 1 1 1 1 1]					
od.guit.	[TAB notation: 8 10 8 X (8 8) X 7 6 (7) 7 6 X 8 10 8 X 8 (8) (8)]					
od.guit.	[Empty staff]					
od.guit.	[Empty staff]					
od.guit.	[Empty staff]					

Chorus cont.

	112	113	114	115	116
el.guit.	[Empty staff]				
od.guit.	P.M.	P.M.	P.M.	PH ~~~~~	P.M.-+ P.M.-+-----+ P.M.-+
dist.guit.	[Empty staff]				
od.guit.	[Empty staff]				
od.guit.	[Empty staff]				
od.guit.	[Empty staff]				
od.guit.	[Empty staff]				

Detailed description of the guitar tablature for measures 112-116:

- Measure 112:**
 - el.guit.: [Empty staff]
 - od.guit.: P.M. (Palm Mute) on strings 1-4.
 - dist.guit.: [Empty staff]
 - od.guit. (2nd): Fingering 1-1-1-1 on strings 1-4.
 - od.guit. (3rd): Fingering 1-1-1-1 on strings 1-4.
 - od.guit. (4th): Fingering 1-1-1-1 on strings 1-4.
- Measure 113:**
 - od.guit. (2nd): Fingering 3-1-1-1 on strings 1-4.
 - od.guit. (3rd): Fingering 3-1-1-1 on strings 1-4.
 - od.guit. (4th): Fingering 3-1-1-1 on strings 1-4.
- Measure 114:**
 - od.guit. (2nd): Fingering 4-1-1-1 on strings 1-4.
 - od.guit. (3rd): Fingering 4-1-1-1 on strings 1-4.
 - od.guit. (4th): Fingering 4-1-1-1 on strings 1-4.
- Measure 115:**
 - od.guit. (2nd): Fingering 4-2-4 on strings 1-3.
 - od.guit. (3rd): Fingering 4-2-4 on strings 1-3.
 - od.guit. (4th): Fingering 4-2-4 on strings 1-3.
- Measure 116:**
 - od.guit. (2nd): Fingering 4-2-2-2 on strings 1-4.
 - od.guit. (3rd): Fingering 4-2-2-2 on strings 1-4.
 - od.guit. (4th): Fingering 4-2-2-2 on strings 1-4.

	117	118	119	120
cl.guit.	[Empty staff]			
od.guit.	P.M.-----↓		P.M.-----↓	
od.guit.	TAB 4 4 4 4 6 6 6 6 6 4		TAB 4 4 4 4 6 6 6 6 6 4	
od.guit.	P.M.-----↓		P.M.-----↓	
dist.guit.	TAB 4 4 4 4 6 6 6 6 6 4		TAB 4 4 4 4 6 6 6 6 6 4	
od.guit.	TAB (7) 7 6 (6) 6 6		TAB 8 10 8 8 8 8	
od.guit.	TAB (19) 19 18 (18) 18 18		TAB 16 18 15 15	
od.guit.	[Empty staff]			
od.guit.	[Empty staff]			

	121	122	123	124
cl.guit.	[Empty staff]			
od.guit.	P.M.-----+		P.M.-----+	
od.guit.	[TAB: 1-1 1-1 1-1 1-1 1-1 1-1 4 6 (6 4 6)]		[TAB: 4 2 2 2 2 4 2 2 2 2 4 2 2 4 6]	
dist.guit.	P.M.-----+		P.M.-----+	
dist.guit.	[TAB: 1-1 1-1 1-1 1-1 1-1 1-1 4 6 (6 4 6)]		[TAB: 4 2 2 2 2 4 2 2 2 2 4 2 2 4 6]	
od.guit.	[TAB: (9) 9 8 X 8 10 8 X (8)]		[TAB: 7 6]	
od.guit.	[TAB: (16) 16 15 X 16 18 16 X (16) 19]		[TAB: 18]	
od.guit.	[Empty staff]			
od.guit.	[Empty staff]			

	125	126	127	128
cl.guit.				
od.guit.	P.M.----- \downarrow	P.M.----- \downarrow	P.M.- \downarrow	P.M.----- \downarrow P.M.- \downarrow
dist.guit.	4 4 4 4 6 6 6 6 6 6	4 4 6 6 6 6	4 4 4 6 6 6	1 1 1 1 1 1 1 1
od.guit.	4 4 4 4 6 6 6 6 6 6	4 4 6 6 6 6	4 4 4 6 6 6	1 1 1 1 1 1 1 1
od.guit.	(7) (6)	7 6 6	8 10 8 8	8 (8) (8)
od.guit.	(19) (18)	19 18 18	16 18 15 15	16 (16) 15 (15)
od.guit.				
od.guit.				

Break

let ring-----|

129 130 131 132

el.guit. TAB

P.M.

od.guit. TAB

P.M.

dist.guit. TAB

H P H P H P H P H P H P H P H P H P H

od.guit. TAB

H P H P H P H P H P H P H P H P H P H

od.guit. TAB

od.guit. TAB

od.guit. TAB

let ring -----

133 134 135 136 137 138

cl.guit. TAB 4 6 6 4 | 4 4 6 6 | 6 8 8 6 | 6 6 8 8 | 6 8 8 6 | 4 6 6 4

od.guit. TAB - - | - - | - - | - - | - - | - -

dist.guit. TAB - - | - - | - - | - - | - - | - -

od.guit. TAB (19) 19 18 15 | 16 18 15 16 | (16) (16) 15 | 16 (16) 16 15 | 16 18 16 15

od.guit. TAB - - | - - | - - | - - | - - | - -

od.guit. TAB - - | - - | - - | - - | - - | - -

od.guit. TAB - - | - - | - - | - - | - - | - -

let ring -----

139 140 141 142 143 144

TAB 2 4 4 2 | 2 2 4 4 | 4 6 6 4 | 4 4 6 6 | 6 8 8 6 | 6 6 8 8

TAB - - | - - | - - | - - | - - | - -

TAB - - | - - | - - | - - | - - | - -

TAB (16) (16) 15 19 | (19) 19 18 15 | 16 18 15 16 | (16) (16)

TAB - - | - - | - - | - - | - - | - -

TAB - - | - - | - - | - - | - - | - -

TAB - - | - - | - - | - - | - - | - -

	150	151	152	153
cl.guit.	[Empty staff]			
od.guit.	P.M.-+ P.M.-+ P.M.-+ P.M.-+ P.M.-+ P.M.-+			
od.guit.	[Staff with notes: 4 4 6, 6 6 6, 6 5, 1 1 1, 1 1 1, 1 1 1, 1 1 1, 1 1 1, 1 1 1]			
dist.guit.	[Staff with notes: 4 4 6, 6 6 6, 6 5, 1 1 1, 1 1 1, 1 1 1, 1 1 1, 1 1 1, 1 1 1]			
od.guit.	[Staff with notes: 8 10, 8 8 X, 8 (8), 8 (8), 9 8, (9) 8, 9 8, 8 X]			
od.guit.	[Staff with notes: 16 18, 15 15 X, 16 (16), 15 (15), 16 (16), (16) 16, 16 15, 16 X]			
od.guit.	[Empty staff]			
od.guit.	[Empty staff]			

	154	155	156	157
el.guit.	[Empty staff]			
od.guit.	P.M.--+ P.M.--+ P.M.-----+ P.M.--+ P.M.-----+ P.M.--+			
od.guit.	T A B 1 1 4 (6 4 6)	4 4 4 4 2 2 2 2 4 4 4 4	2 2 2 4 2 2 2 2 4 4 4 4	2 2 4 6 2 2 4 4 4 4 6 6
dist.guit.	[Empty staff]			
od.guit.	T A B 8 10 8 X (8 8)	7 7 6 6 6 6		
od.guit.	T A B 16 18 16 X (16 15)	19 19 18 18 18 18		
od.guit.	[Empty staff]			
od.guit.	[Empty staff]			

165 166 167

el.guit. TAB

od.guit. P.M.----- P.M.----- P.M.---- P.M.----

od.guit. TAB 4 4 4 4 6 4 4 4 4 6 1 1 1 1 1 1

6 6 6 6 6 6 6 6 6 6 5 1 1 1 1 1 1

P.M.----- P.M.----- P.M.---- P.M.----

dist.guit. TAB 4 4 4 4 6 4 4 4 4 6 1 1 1 1 1 1

6 6 6 6 6 6 6 6 6 6 5 1 1 1 1 1 1

od.guit. H P 11-13-11 14 11 13 14 16 14 13 14 14 P H P 13-11-13-11 13 H P 11-13-11 13 11

TAB 3 3

od.guit. TAB

od.guit. TAB

od.guit. TAB

168 169 170

e.guit. TAB

od.guit. P.M. -+ P.M. -+ P.M. -----+ P.M. -----+ TAB 1 1 1 1 1 1 1 1 1 1 1 1 4 6 (6 4 6)

dist.guit. P.M. -+ P.M. -+ P.M. -----+ P.M. -----+ TAB 1 1 1 1 1 1 1 1 1 1 1 1 4 6 (6 4 6) H P H P

od.guit. TAB -13 -12 -11 -9 -11 -12 -11 -9 13 -11 9 13 11 -13 -11 9 9 -11 -9 (8) 3 3

od.guit. TAB

od.guit. TAB

od.guit. TAB

171

172

173

el.guit.	TAB		
od.guit.	<p>P.M. --- P.M. ----- P.M. --- P.M. ----- P.M. --- </p>		
dist.guit.	<p>P.M. --- P.M. ----- P.M. --- P.M. ----- P.M. --- </p>		
od.guit.	<p>T H H T H H P P H T P P P H H H H T H H H T P P H P P P H H H</p>		
od.guit.	<p>6 9 11 9 6 8 11 8 6 6 8 11 6 9 13 9 6 8 11 8 6 9 6 9 13 9 6 9 13 6</p>		
od.guit.	<p>TAB</p>		
od.guit.	<p>TAB</p>		
od.guit.	<p>TAB</p>		

174 175 176

el.guit. TAB

od.guit. TAB P.M. ---+ P.M. ---+ P.M. -----+ P.M. ---+

dist.guit. TAB P.M. ---+ P.M. ---+ P.M. -----+ P.M. ---+

od.guit. TAB T H H H P P T H P P H H P P P H H H

od.guit. TAB 8-11 6-9-14-9-6 8-11-8-6 9 13-14-16 13-15-16 14-16-18 14-16-18-16-14 18-14-16-18 14-16-18

od.guit. TAB

od.guit. TAB

od.guit. TAB

Chorus

177 178 179

el.guit. TAB

od.guit. P.M. P.M.-1 P.M.-1

dist.guit. P.M. P.M.-1 P.M.-1

od.guit. T P P P H H H H P P P H H H H P P H H P T T
23-18-14 18-14-16-18 14-16-18-21-18-14 18-14-16 18-19-21-19-18 16-18-20 (18)

od.guit. TAB (8) (8)

od.guit. TAB (16) (15)

od.guit. TAB

od.guit. TAB


	180	181	182	183
cl.guit.	[Empty staff]			
od.guit.	<p>P.M.--+ P.M.--+ P.M.-----+ P.M.-----+ P.M.--+ P.M.--+</p>			
od.guit.	<p>2 2 2 4 2 2 4 6 4 4 4 4 4 6 4 4 4 4 6 4 4 4 6 1 1 1 1 1 1</p> <p>4 4 4 4 4 6 6 6 6 6 6 6 6 6 6 6 6 5 1 1 1 1 1 1</p>			
dist.guit.	<p>P.M.--+ P.M.--+ P.M.-----+ P.M.-----+ P.M.--+ P.M.--+</p>			
od.guit.	<p>2 2 2 4 2 2 4 6 4 4 4 4 4 6 4 4 4 4 6 4 4 4 6 1 1 1 1 1 1</p> <p>4 4 4 4 4 6 6 6 6 6 6 6 6 6 6 6 6 5 1 1 1 1 1 1</p>			
od.guit.	<p>X 7 6 (7) 7 6 X 8 10 8 X 8 8 (8)</p>			
od.guit.	<p>X 19 18 (19) 19 18 18 18 X 16 18 15 15 X 16 15 (16) (15)</p>			
od.guit.	[Empty staff]			
od.guit.	[Empty staff]			

	184	185	186	187
el.guit.	TAB			
od.guit.	P.M.-+ TAB 1 1 1 1 1 1 1 1 1 1 1 1 1 4 (6 4 6) 4 2 2 2 4 2 2 2 2 2 2	P.M.-+ TAB 1 1 1 1 1 1 1 1 1 1 1 1 1 4 (6 4 6) 4 2 2 2 4 2 2 2 2 2 2	P.M.-+ TAB 1 1 1 1 1 1 1 1 1 1 1 1 1 4 (6 4 6) 4 2 2 2 4 2 2 2 2 2 2	P.M.-+ TAB 1 1 1 1 1 1 1 1 1 1 1 1 1 4 (6 4 6) 4 2 2 2 4 2 2 2 2 2 2
dist.guit.	P.M.-+ TAB 1 1 1 1 1 1 1 1 1 1 1 1 1 4 (6 4 6) 4 2 2 2 4 2 2 2 2 2 2	P.M.-+ TAB 1 1 1 1 1 1 1 1 1 1 1 1 1 4 (6 4 6) 4 2 2 2 4 2 2 2 2 2 2	P.M.-+ TAB 1 1 1 1 1 1 1 1 1 1 1 1 1 4 (6 4 6) 4 2 2 2 4 2 2 2 2 2 2	P.M.-+ TAB 1 1 1 1 1 1 1 1 1 1 1 1 1 4 (6 4 6) 4 2 2 2 4 2 2 2 2 2 2
od.guit.	TAB x 9 8 (9) 8 9 8 8 8 x 8 10 8 8 8 x (8) 8			
od.guit.	TAB x 16 16 (16) 16 16 15 16 16 x 16 18 16 15 15 15 x (16) 15			
od.guit.	TAB			
od.guit.	TAB			

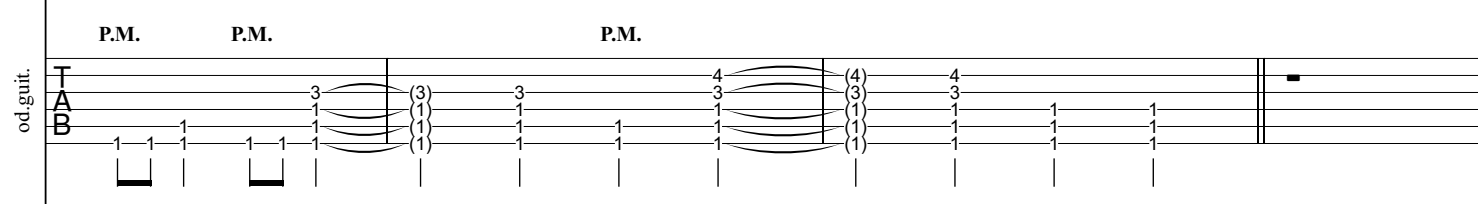
	188	189	190	191
cl.guit.	[Empty staff]			
od.guit.	P.M.--+ P.M.--+ P.M.-----+ P.M.-----+ P.M.--+ P.M.--+			
od.guit.	2 2 2 4 4 4 4	2 2 4 6 4 4 4 6	4 4 4 4 4 6 6 6 6 6 6	4 4 4 6 6 6 6 6 6 5 1 1 1 1 1 1
dist.guit.	2 2 2 4 4 4 4	2 2 4 6 4 4 4 6	4 4 4 4 4 6 6 6 6 6 6	4 4 4 6 6 6 6 6 6 5 1 1 1 1 1 1
od.guit.	X	7 6 (7) 7 6 6	X	8 10 8 X 8 (8) (8)
od.guit.	X	19 18 (19) 19 18 18	X	16 18 15 15 X 16 (16) (15)
od.guit.	[Empty staff]			
od.guit.	[Empty staff]			

Outro

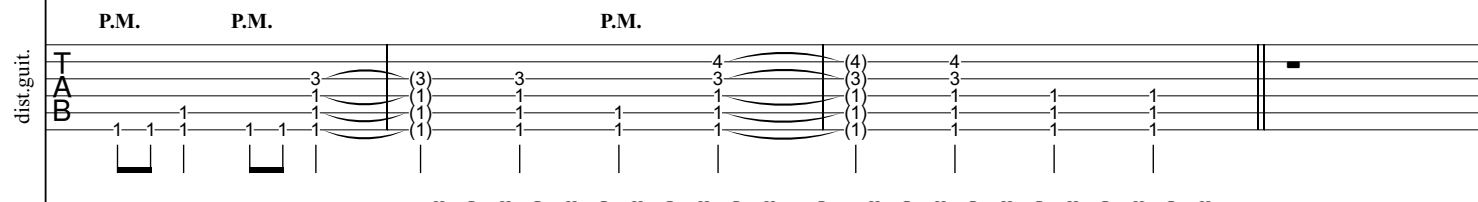
192 193 194 195

el.guit. TAB 

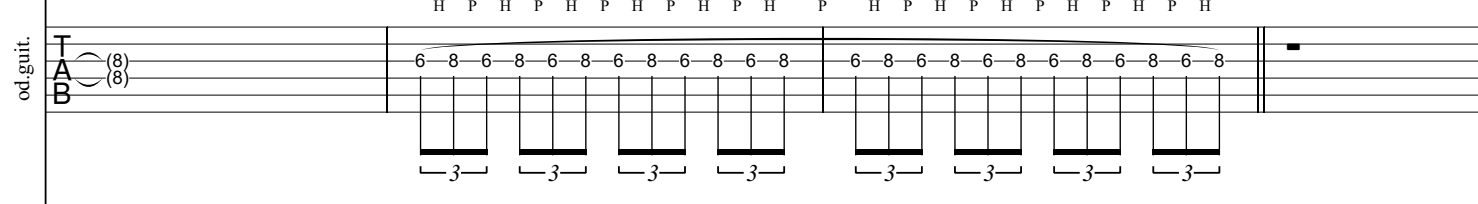
P.M. P.M. P.M.

oc.guit. TAB 

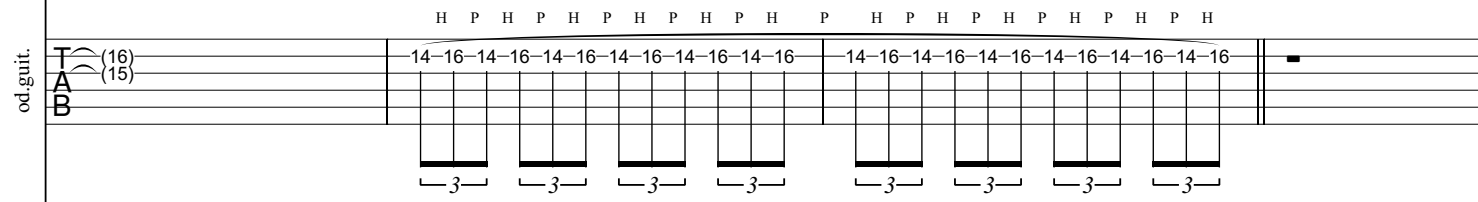
P.M. P.M. P.M.


dist.guit. TAB 


H P H P H P H P H P H P H P H P H P H

od.guit. TAB 

H P H P H P H P H P H P H P H P H P H

od.guit. TAB 

od.guit. TAB 

od.guit. TAB 

196 197 198 199 200 201

el.guit. TAB 2 2 4 4 4 1 2 4 4 4 2 1 1 3 4 6 6 6 4 3 1 3 4 6

od.guit. TAB

dist.guit. TAB

od.guit. TAB

od.guit. TAB

od.guit. TAB

od.guit. TAB

od.guit. TAB

202 203 204 205 206 207

TAB 1 2 4 2 2 4 4 4 1 2 4 4 4 2 1 1 3 4 6

TAB 4 2 4 4 4 4 4 4 4 4 2 1 1 3 4 6

TAB

TAB

TAB

TAB

TAB

TAB

e.guit.	208	6	6	4	3	209	1	3	4	6	210	6	211	(6)	212	(6)	213	(6)	214	(6)	215	(6)
T																						
A																						
B																						
od.guit.																						
T																						
A																						
B																						
dist.guit.																						
T																						
A																						
B																						
od.guit.																						
T																						
A																						
B																						
od.guit.																						
T																						
A																						
B																						