

Arpeggios for Rhythm

Baritone Blues



Tenthumbspro.com
For educational purposes only

Key: E

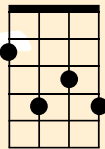
Harmony: E7, A7, B7

BPM: Any

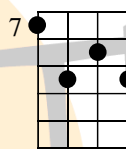
Video Tutorial: <https://studio.youtube.com/video/naXhfygCeWk/edit>

Chord Shapes:

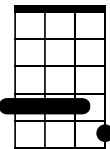
E7



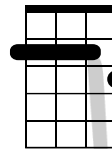
A7



B7



A7



12 Bar in E Review Progression

1 & 2 & 3 & 4 & | 1 & 2 & 3 & 4 & | 1 & 2 & 3 & 4 & | 1 & 2 & 3 & 4 & |
E7 | E7 | E7 | E7 |

1 & 2 & 3 & 4 & | 1 & 2 & 3 & 4 & | 1 & 2 & 3 & 4 & | 1 & 2 & 3 & 4 & |
A7 | A7 | E7 | E7 |

1 & 2 & 3 & 4 & | 1 & 2 & 3 & 4 & | 1 & 2 & 3 & 4 & | 1 & 2 & 3 & 4 & |
B7 | A7 | E7 | A7 B7 |

What is an arpeggio?

- Anytime you play the notes one at a time, instead of strumming the chord, you are playing an arpeggio.
- Fingerpicking is a form of arpeggio
- The E7 is 4 notes
 - o E - Root
 - o G# - 3rd
 - o B - 5th
 - o D - b7th
- You can play these notes in any order, in any fashion, in any rhythm you want across the fretboard to make different sounding arpeggios as well.

Full 12 Bar

E7

1 2 3 4

A7 **E7**

5 6 7 8

B7 **A7** **E7** **A7** **B7**

9 10 11 12 H

B7 **A7** **E7** **A7** **B7**

13 14 15 16 H

B7 **A7** **E7** **A7** **B7**

17 18 19 20 H

- There are 3 different options for the turnaround, practice the first two before you try the 3rd one.
- You can also experiment with moving around different chord shapes and different rhythms as well.